



# VINT

Espesor / Thickness

20 mm

12 mm

6 mm






4 mm

Acabado / Finishing

Natural / Natural





# VINT

| FORMATO<br>FORMAT  | COLOR<br>COLOUR | ACABADO / FINISHING |                    |                    |  |
|--|-----------------|---------------------|--------------------|--------------------|--|
|  |                 | 20 mm               | 12 mm              | 6 mm R             | 4 mm<br>(Pieza + Malla / Piece + Mesh) |
| 1500 x 3200 mm<br>59" x 126"<br>                                   | GRIS            | Natural<br>Natural  | Natural<br>Natural | Natural<br>Natural | Natural<br>Natural                     |
| 1600 x 3200 mm<br>63" x 126"<br>                                   |                 | ✓                   | ---                | ---                | ---                                    |
| 1600 x 1600 mm<br>63" x 63"<br>                                 |                 | ---                 | ✓                  | ✓                  | ✓                                      |
| 1000 x 3000 mm<br>39 <sup>13⁄8</sup> x 118 <sup>1⁄8</sup> "<br> |                 | ---                 | ---                | ✓                  | ---                                    |
| 1000 x 1000 mm<br>39 <sup>13⁄8</sup> x 39 <sup>13⁄8</sup> "<br> |                 | ---                 | ---                | ✓                  | ---                                    |



GRIS  
Natural / Natural

# VINT INDUCTION

|  |                 | ACABADO / FINISHING  |
|--|-----------------|--|
|  |                 | 12 mm  |
| FORMATO<br>FORMAT  | COLOR<br>COLOUR | Natural<br>Natural   |
| 1500 x 3200 mm<br>59" x 126"<br> | GRIS            | ✓<br> |



GRIS  
Natural / Natural

# PACKING

## PACKING CABALLETE / PACKING A-FRAME

| CABALLETE / PACKING A-FRAME |   |   |   |  |
|-----------------------------|---|---|---|--|
| Espesor<br>Thickness        | Formato<br>Format                                       | Peso tabla completa<br>Weight of whole slab | Piezas por Caballete<br>Slabs per A-Frame | Peso por Caballete<br>Weight per A-Frame |
| 20 mm*                      | 1500x3200 mm / 59"x126"                                 | 250 kg                                      | 12  | 3185 kg                                  |
| 12 mm*                      | 1600x3200 mm / 63"x126"                                 | 160 kg                                      | 20  | 3385 kg                                  |
|                             | 1500x3200 mm / 59"x126"                                 | 150 kg**                                    | 20**                                      | 3185 kg**                                |
|                             | 1280x3200 mm / 50 <sup>25/64</sup> "x126"               | 128 kg                                      | 24  | 3260 kg                                  |
|                             | 1000x3200 mm / 39 <sup>3/8</sup> "x126"                 | 100 kg                                      | 24  | 2540 kg                                  |
| 8 mm R*                     | 1200x3000mmR / 47 <sup>1/4</sup> "x118 <sup>1/8</sup> " | 68 kg                                       | 44  | 3190 kg                                  |
|                             | 1200x1200mmR / 47 <sup>1/4</sup> "x47 <sup>1/4</sup> "  | 27 kg                                       | 44  | 1280 kg                                  |
| 6 mm R*                     | 1600x3200 mm R / 63"x126"                               | 73 kg                                       | 44  | 3370 kg                                  |
|                             | 1600x1600 mm R / 63"x63"                                | 37 kg                                       | 44  | 1695 kg                                  |
|                             | 1000x3000mmR / 39 <sup>3/8</sup> "x118 <sup>1/8</sup> " | 43 kg                                       | 58  | 2630kg                                   |
|                             | 1000x2500mmR / 39 <sup>3/8</sup> "x98 <sup>3/8</sup> "  | 35 kg                                       | 60  | 2280 kg                                  |
| 4 mm*                       | 1600x3200 mm / 63"x126"                                 | 48 kg                                       | 66  | 3355 kg                                  |

\* Los datos de packing corresponden a la venta de caballete completo. Los caballetes se facturan siempre y los precios se adaptarán por trimestre según el mercado. Contacte con el departamento comercial para más información. \* The packing data refers to the sale of a complete A-Frame. Iron A-Frames will always be invoiced and the prices will be adapted per quarter according to the market. Through our Sales Department you can get more information.

\*\* Los datos de packing corresponden al MDi INDUCTION \*\* The packing data refers to MDi INDUCTION

## PACKING CAJÓN DE MADERA / PACKING WOODEN BOX

| CAJÓN DE MADERA / PACKING WOODEN BOX |   |   |                               |                           |
|--------------------------------------|---|---|-------------------------------|---------------------------|
| Espesor<br>Thickness                 | Formato<br>Format   | Peso tabla completa<br>Weight of whole slab | Piezas / Caja<br>Pieces / Box | Kg / Palet<br>Kg / Pallet |
| 8 mm R*                              | 1200x3000mmR / 47 <sup>1/4</sup> "x118 <sup>1/8</sup> "   | 68 kg                                       | 15*                           | 1150*                     |
|                                      | 1200x1200mmR / 47 <sup>1/4</sup> "x47 <sup>1/4</sup> "    | 27 kg                                       | 18*                           | 550*                      |
| 6 mm R*                              | 1600x3200 mm R / 63"x126"                                 | 73 kg                                       | 16*                           | 1350*                     |
|                                      | 1600x1600 mm R / 63"x63"                                  | 37 kg                                       | 20*                           | 820*                      |
|                                      | 1000x3000 mm R / 39 <sup>3/8</sup> "x118 <sup>1/8</sup> " | 43 kg                                       | 20*                           | 960*                      |

\* Los datos de packing corresponden a la venta de pallet completo. Los cajones se facturan siempre y los precios se adaptarán por trimestre según el mercado. Contacte con el departamento comercial para más información. \* The packing data refers to the sale of a complete pallet. Wooden boxes will always be invoiced and the prices will be adapted per quarter according to the market. Through our Sales Department you can get more information.

## PACKING PALLET DE MADERA / PACKING WOODEN PALLET

| PALLET DE MADERA / PACKING WOODEN PALLET |  |                            |                               |                                 |                           |
|--|--|----------------------------|-------------------------------|---------------------------------|---------------------------|
| Espesor<br>Thickness                     | Formato<br>Format  | Peso pieza<br>Weight piece | Piezas / Caja<br>Pieces / Box | Cajas / Palet<br>Boxes / Pallet | Kg / Palet<br>Kg / Pallet |
| 20 mm                                    | 1000x1000 mm R / 39 <sup>3/8</sup> "x39 <sup>3/8</sup> " | 52,10 kg                   | 1*                            | 24*                             | 1303*                     |
| 10 mm R                                  | 1000x1000mmR / 39 <sup>3/8</sup> "x39 <sup>3/8</sup> "   | 23 kg                      | 2*                            | 24*                             | 1175*                     |
| 8 mm R                                   | 1200x1200mmR / 47 <sup>1/4</sup> "x47 <sup>1/4</sup> "   | 27 kg                      | 1*                            | 48*                             | 1360*                     |
| 6 mm                                     | 1000x1000 mm R / 39 <sup>3/8</sup> "x39 <sup>3/8</sup> " | 13,80 kg                   | 2*                            | 24*                             | 714*                      |

Los pesos aquí reflejados pueden sufrir ligeras variaciones en función del lote de producción.  
Weights shown here may slightly vary depending on the production lot.