

General Catalogue / 2019



Not just for surfaces

MAXFINE
FMG FABBRICA MARMI E GRANITI ir+s





Brand and product 03

Photo gallery

kitchen 29

bathroom 45

living 55

hotel&wellness 63

restaurant 71

shop&public 75

cladding&terrace 95

M Marble inspiration
collections 107

S Stone inspiration
collections 189

I Iron inspiration
collections 213

D Design inspiration
collections 221

Avenue xxi
collections 259

Metal xxi
collections 267

Technical information 279



320x160 CM
0,6 CM



Beyond imagination


Una materia così innovativa da abbattere i confini tra superfici per architettura e arredamento. Forza più leggerezza, formati enormi e spessore sottile: per fare pavimenti, rivestimenti, arredi e finiture. Non solo superfici.

Une matière si innovante qu'elle élimine les frontières entre surfaces dans le domaine de l'architecture et de l'ameublement. La force alliée à la légèreté, des formats géants et une grande finesse des épaisseurs: idéal pour réaliser des sols, revêtements, décorations ou finitions. Et pas seulement des surfaces.

A material so innovative that it breaks down the barriers between surfaces for architecture and furnishing. Strength plus lightness, very large sizes and a low thickness to make floors, walls, furnishings and finishings. Not just surfaces.

Eine Materie, die so innovativ ist, dass sie die Grenzen zwischen Oberflächen für die Architektur und die Einrichtung aufhebt. Stärke und Leichtigkeit, riesige Formate und dabei besonders dünn: für Fußböden, Verkleidungen, Einrichtungen und Details. Nicht nur Oberflächen.

1



Know
how

2



Technology



Un gruppo che da oltre 50 anni è il punto di riferimento mondiale nella ceramica tecnica per grandi progetti.

A group that for over 50 years has been the world-level reference point in technical ceramics for large projects.

Un groupe référence mondiale de la céramique technique pour les grands projets depuis plus de 50 ans.

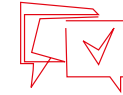
Eine Gruppe, die seit über 50 Jahren weltweit führend auf dem Sektor der technischen Keramik für große Projekte ist.



Service and experience to support any project



3



Service



Forti investimenti per una struttura produttiva e logistica all'avanguardia, per offrire il meglio come qualità e design di prodotto e seguire forniture di qualsiasi entità in qualsiasi nazione.

Heavy investments for an avant-garde production and logistic structure, so as to offer the best in terms of quality and product design and to follow supplies of any size in any country.

De gros investissements pour une structure de production et de logistique d'avant-garde permettant de proposer des produits d'une qualité et d'un design d'excellence et d'effectuer des fournitures de n'importe quelle dimension partout dans le monde.

Starke Investitionen in eine absolut fortschrittliche Produktions- und Logistikstruktur, um beste Qualität und Produktdesign zu bieten und dabei Lieferungen jeder Größenordnung in der ganzen Welt vornehmen zu können.



Un reparto assistenza per progetti speciali che da decenni fornisce un servizio senza eguali, collaudato nei cantieri più impegnativi del mondo.

A service department for special projects that for decades has been providing unequalled service, put to the test at the most demanding sites in the world.

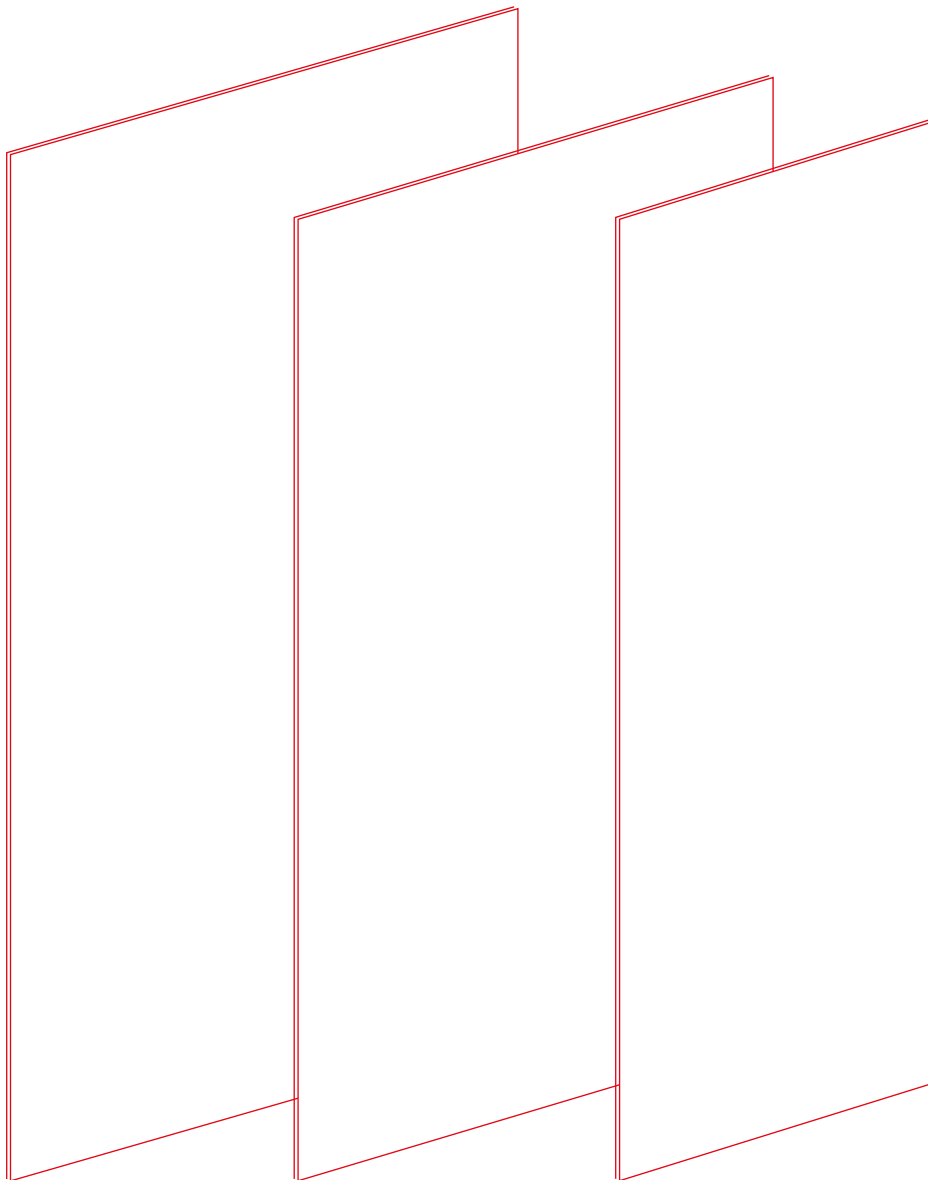
Un service d'assistance pour les projets spéciaux qui assure depuis des dizaines d'années des prestations uniques et ayant fait leur preuve sur les chantiers les plus contraignants du monde.

Der Kundendienst für Spezialprojekte, der seit Jahrzehnten einen unvergleichlichen Service bietet, der auf den schwierigsten Baustellen der Welt geprüft wurde.





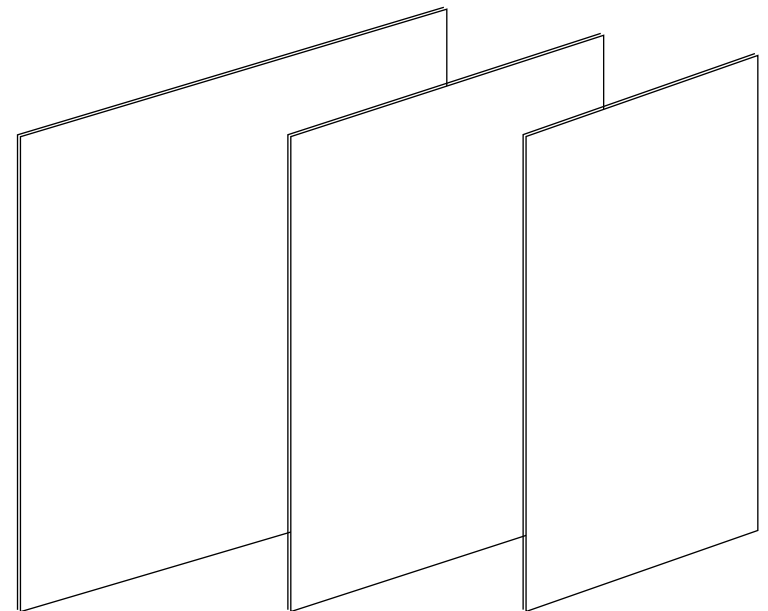
⊗ 0,6 CM



320x160*
128"x64"

300x150
120"x60"

300x100
120"x40"




150x150
60"x60"

150x100
60"x40"

150x75
60"x30"

* Available upon request. Disponibile su richiesta. Réalisable sur demande. Verfügbar auf Anfrage

The size and shape you need



Lastre in ceramica tecnica fino a 320x160x0,6 cm. Omogenee, eterne, inalterabili, grandi, sottili e perfettamente belle.
Formati modulari per qualsiasi pavimento e rivestimento, ma anche per vestire il design.
Con **MAXFINE** tutto è realizzabile: dalle pareti di un grattacielo al tavolo per il giardino.

Dalles en céramique technique jusqu'à 320x160x0,6 cm. Homogènes, éternels, inaltérables, grands, fins et d'une beauté parfaite.
Formats modulaires parfaits non seulement pour tous les revêtements de mur ou de sol mais aussi pour habiller le design.
Avec **MAXFINE**, tout est possible : des murs d'un gratte-ciel à la table de jardin.

Technical ceramic slabs measuring up to 320 x 160 x 0.6 cm. Uniform, eternal, non-degradable, large, thin and perfectly beautiful.
Modular formats for any flooring or wall, but also for dressing a design.
With **MAXFINE** everything can be made: from the walls of a skyscraper to a garden table.

Platten aus technischer Keramik bis zu 320x160x0,6 cm. Homogen, ewig, unveränderbar, groß, dünn und von perfekter Schönheit.
Modulare Formate für jede Art von Fußboden und Verkleidung, ideal auch für Design.
Mit **MAXFINE** kann man alles machen, von den Wänden eines Hochhauses bis zum Gartentisch.

Surface finishing



Extra Shine effect

LU LUCIDATO
E SQUADRATO



New soft touch effect

SY SILKY
E SQUADRATO



Shine effect

PL PRELUCIDATO
E SQUADRATO



Natural effect

N NATURALE
E SQUADRATO



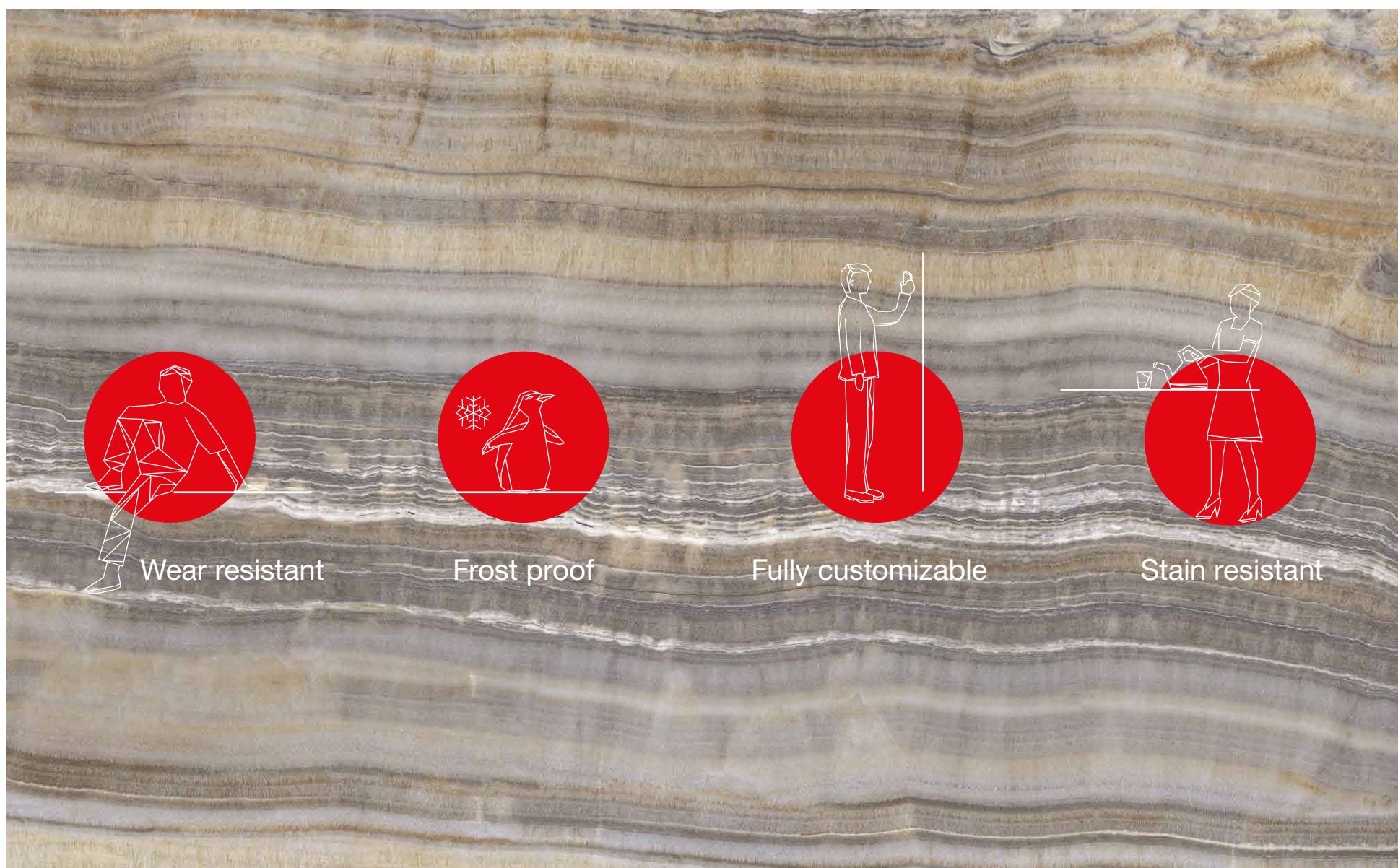
Textured effect

ST STRUTTURATO
R10 A+B

Strength and beauty. Together.

MAXFINE è ceramica tecnica con formati extralarge e spessore sottile, con le caratteristiche del porcellanato. Le lastre di eccezionale bellezza e versatilità, non temono le ingiurie del tempo.


MAXFINE is technical ceramic featuring extra-large sizes and a low thickness, with the characteristics of porcelain stoneware. These slabs of exceptional beauty and versatility do not fear the ravages of time.




Wear resistant



Frost proof



Fully customizable




Stain resistant

Se distinguant par ses formats extra larges et la finesse de ses épaisseurs, la céramique technique **MAXFINE** a toutes les caractéristiques de cette matière. Ces dalles d'une beauté et d'une polyvalence exceptionnelles ne craignent pas les affronts du temps.

MAXFINE ist technische Keramik im XXL-Format und besonders dünn, mit den Eigenschaften der technischen Keramik. Diese außerordentlich schönen und vielseitigen Platten sind absolut wetterfest.



Weather proof



Outstanding beauty



Versatile

MAXFINE
iròs
FMG FABBRICA
MARMME GRANITI

ACTIVETM
CLEAN AIR & ANTIBACTERIAL CERAMIC


Extra large

L'unica ceramica al mondo per pavimenti e rivestimenti antinquinante e battericida
Certificata iso 10678, iso 27448-1 e iso 27447

The only floor and wall ceramics in the world
anti-pollution and bactericidal
Certified by iso 10678, iso 27448-1 and iso 27447

La seule céramique au monde pour sols et murs antibactérienne et antipollution
Certifiée iso 10678, iso 27448-1 et iso 27447

Die einzige keramik auf der welt für boden -
und wandverkleidungen umweltfreundlich und bakterientötend
Zertifikation iso 10678, iso 27448-1 und iso 27447



300x150

120"x60"



A Project financed by European Union's LIFE Programme



Anti-pollution effectiveness

EFFICACIA ANTINQUINANTE 100 mq Active = 30 alberi

In 6 ore, 100m² di ceramica Active depurano l'aria dagli Nox come 30 alberi o arbusti con una quantità di foglie pari a 22m²

(New Phytol 103 (1986) 199)

ANTI-POLLUTION EFFECTIVENESS 100 sq. m. Active = 30 trees

In 6 hours, 100m² of Active ceramic cleans as much NOx from the air as 30 trees or shrubs with a quantity of leaves amounting to 22m²

(New Phytol 103 (1986) 199)

EFFICACITÉ ANTIPOLLUTION 100 m² Active = 30 arbres

En 6 heures, 100 m² de céramique Active purifient l'air en détruisant les Nox comme le feraient 30 arbres ou arbustes ayant une quantité de feuilles égale à 22 m²

(New Phytol 103 (1986) 199)

UMWELTSCHUTZLEISTUNG 100 m² Active = 30 Bäume

In 6 Stunden reinigen 100 m² Keramik die Luft und entfernen genauso viel Nox wie 30 Bäume oder Büsche mit einem Laubwerk von 22 m²

(New Phytol 103 (1986) 199)



Antibacterial effectiveness

EFFICACIA BATTERICIDA

Nella nostra vita veniamo quotidianamente a contatto con un certo numero di batteri. Active li elimina tutti!

ANTIBACTERIAL EFFECTIVENESS

In our everyday lives we constantly come into contact with a lot of bacteria. Active gets rid of them all!

EFFICACITÉ ANTIBACTÉRIENNE

Nous sommes chaque jour en contact avec un certain nombre de bactéries. Active les supprime toutes !

BAKTERIENTÖTENDE WIRKUNG

Jeden Tag kommen wir mit einer gewissen Anzahl von Bakterien in Kontakt. Mit Active werden sie alle abgeschafft!



Self-cleaning effectiveness

EFFICACIA AUTOPULENTE Idrofilia – minor uso

La rimozione dello sporco risulta considerevolmente agevolata, con conseguente riduzione della necessità di sostanze detergenti.

SELF-CLEANING EFFECTIVENESS Hydrophilic – less use

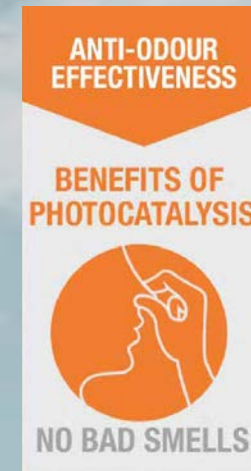
Removing dirt ends up being a lot easier, with a consequent reduction in the need for detergents.

EFFICACITÉ AUTONETTOYAGE Hydrophilie – usage réduit

La suppression de la saleté est considérablement facilitée, ce qui réduit du même coup le besoin de substances détergentes.

SELBSTREINIGENDE WIRKUNG Hydrophil – geringer Einsatz

Der Schmutz kann einfach mit geringen Reinigungsmittelmengen entfernt werden.



Anti-odour effectiveness

EFFICACIA ANTIODORE Benefici della fotocatalisi

NO CATTM ODORI

Miglioramento della qualità dell'aria grazie a una sensibile riduzione degli inquinanti tossici e degli odori derivanti dallo sporco.

ANTI-ODOUR EFFECTIVENESS Benefits of photocatalysis

NO BAD SMELLS

Better quality air thanks to a considerable reduction in the toxic pollution and the odours produced by dirt.

EFFICACITÉ ANTI-ODEUR Les bienfaits de la photocatalyse


PAS DE MAUVAISES ODEURS

Amélioration de la qualité de l'air grâce à une réduction sensible des polluants toxiques et des odeurs provenant de la saleté.

GERUCHBEKÄMPFUNG Vorteile der Fotokatalyse

KEINE GERUCHBILDUNG

Verbesserung der Luftqualität dank einer starken Verringerung der giftigen Schadstoffe und der auf Schmutz zurückzuführenden Geruchbildung.



D Design
inspiration

S Stone
inspiration



M Marble
inspiration

I Iron
inspiration



The look you need


MAXFINE offre una ricchissima varietà di effetti materici, per trovare sempre l'ispirazione giusta, senza compromessi. Ogni materia è un prototipo di bellezza: marmo, onice, metallo, pietra, cemento.

Pour trouver toujours la bonne inspiration, sans aucun compromis, **MAXFINE** propose un très riche éventail d'effets « matières ». Chacune d'elles est un prototype de beauté : marbre, onyx, métal, pierre, béton.

MAXFINE offers a very rich variety of textural effects so as to always find the right uncompromising inspiration. Each material is a prototype of beauty: marble, onyx, metal, stone, concrete.

MAXFINE bietet eine reiche Vielfalt materischer Effekte, damit Sie kompromisslos Ihre richtige Inspiration finden können. Jede Materie ist ein Prototyp der Schönheit: Marmor, Onyx, Metall, Stein, Zement.

M Marble
inspiration



The widest range

Color range —





Marble
inspiration








I Iron
inspiration



D Design
inspiration





Metal xxl

2 surfaces finishes / METAL / CHROME



Avenue xxl

2 surfaces finishes /

NATURALE / Natural / Naturel / Naturbelassen
PRELUCIDATA / Pre-Polished / Prépoli / Halbgläzend





METAL BLACK



METAL CINIS BLACK




METAL PATCH BLACK



METAL PATCH GREY

Due diversi pattern decorativi tono su tono, sui tre colori in gamma.
Two different decorative patterns in matching tones, in the three colours in the range.
Deux motifs décoratifs différents ton sur ton déclinés dans les trois couleurs de la gamme.
Zwei verschiedene Ton-in-Ton deklinierte Deko-Muster bei drei Farben der Palette.



METAL CINIS GREY

SAPIENSTONE

non squared
non squadrati
non équerres
unrechtwinkelig



 12 MM

328x154 . 129"x60"

SAPIENSTONE è design, innovazione e qualità. Un'azienda all'avanguardia che affonda le sue radici in una grande esperienza nella realizzazione di grandi lastre in grès porcellanato per pavimenti e rivestimenti, maturata da Iris Ceramica Group in oltre cinquant'anni di attività. SapienStone è oggi in grado di offrire soluzioni fortemente personalizzabili per piani cucina d'eccellenza: superfici esclusive in grado di integrarsi con ogni stile, con ogni ambiente e soprattutto con ogni esigenza. Finalmente la perfezione delle forme incontra

la massima funzionalità. Tutti i piani SapienStone infatti, sono resistenti alle alte temperature e agli stress atmosferici, sono antigraffio, antiurto, totalmente igienici e progettati per far fronte alle richieste sempre nuove e mutevoli della vita contemporanea.

La ricerca di tendenze internazionali, l'amore per i dettagli e la cura scrupolosa di ogni minimo particolare fanno di SapienStone l'azienda ideale a cui affidarsi e il partner perfetto per chi desidera una cucina bella da vedere ma anche da vivere.



SAPIENSTONE is design, innovation and quality. A leading company that has its roots in a great deal of experience in manufacturing large porcelain stoneware slabs for floors and walls, developed by Iris Ceramica Group in over fifty years of business activity. SapienStone is now able to offer highly customisable solutions for excellent kitchen worktops: exclusive surfaces capable of being integrated with any style, environment and especially with all requirements. At last the perfection of shapes meets the maximum level

of functionality. In fact, all SapienStone worktops are resistant to high temperatures and atmospheric stress, as well as being scratch resistant, impact resistant, totally hygienic and designed to meet the ever-new and changing demands of contemporary life. The search for international trends, attention to detail and scrupulous care in regard to every detail make SapienStone the ideal company to trust and the perfect partner for those who want a nice kitchen from a visual point of view but also to live with.

SAPIENSTONE est à la fois design, innovation et qualité. Une entreprise à l'avant-garde qui puise ses racines dans la grande expérience acquise depuis plus de cinquante ans par Iris Ceramica Group en matière de réalisation de grandes plaques en grès cérame. SapienStone est aujourd'hui en mesure d'offrir des solutions extrêmement personnalisables pour les plans de cuisine d'excellence : surfaces exclusives à même de s'intégrer dans tous les styles, dans tous les espaces et, surtout, de répondre à toutes les exigences. La perfection des formes se marie enfin avec la fonctionnalité absolue. En effet, tous les plans SapienStone sont résistants aux fortes températures et aux stress atmosphériques. Ils sont anti-rayure, antichoc, totalement hygiéniques et conçus pour faire face aux requêtes toujours nouvelles et changeantes de la vie contemporaine. La recherche de tendances internationales, l'amour des détails et le soin scrupuleux accordé aux moindres détails permettent à SapienStone d'être une entreprise idéale dans laquelle on peut avoir confiance, un partenaire parfait pour ceux qui veulent une cuisine belle à regarder et à vivre.

SAPIENSTONE es diseño, innovación y calidad. Ha sido creado por una empresa de vanguardia con profundas raíces y una gran experiencia en la realización de grandes azulejos de grés porcelánico para suelos y paredes que ha madurado en el seno del Iris Ceramica Group durante más de cincuenta años. En la actualidad, SapienStone ofrece las mejores soluciones para encimeras de cocina: superficies exclusivas que armonizan con cualquier estilo y ambiente y, sobre todo, que satisfacen cualquier requisito. Formas perfectas con funcionalidad máxima. Todas las encimeras de SapienStone son resistentes a altas temperaturas y a los cambios de temperatura del exterior, no se rayan, están protegidas contra golpes, son completamente higiénicas y están diseñadas para satisfacer las necesidades nuevas y cambiantes de la vida moderna. La búsqueda de tendencias internacionales, el amor por los detalles y el esmero que se pone hasta en el más mínimo de ellos hacen que SapienStone sea una marca en la que se puede confiar, además del complemento perfecto para quienes buscan estética y funcionalidad en una cocina.

* Disponibile solo per ordini a book-match.
Available on book-match order only.
Disponible seulement pour commandes a livre ouvert.
Nur verfügbar bei einer book-match Bestellung.



157

CALACATTA



127

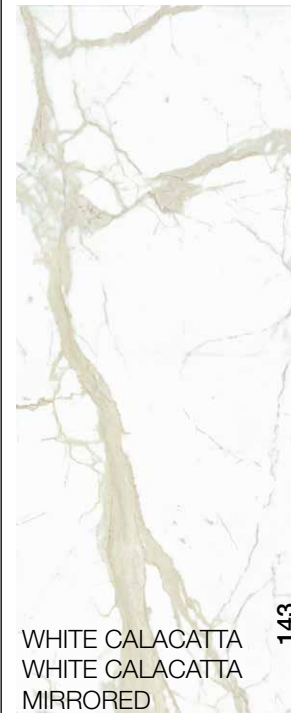
BRIGHT ONYX



139

ARABESCATO

BOOK-MATCH*



143

WHITE CALACATTA
WHITE CALACATTA
MIRRORRED



187

DARK MARQUINIA



ROVERE BUCKSKIN



ROVERE BAIO



137

CALACATTA STATUARIO
MIRRORRED

The full coordinated solution



Cabinets,
doors,
drawers,
countertops



Wall
cladding



Hotel /
Wellness

Doors



Indoor /
outdoor
furniture



Benches / Plant pots / Outdoor furniture





Boat interior
design



Counter
top

Lastre così innovative e versatili da abbattere i confini tra superfici per architettura e arredamento, tra interno ed esterno.
Cresce la libertà di progettare, con soluzioni fino a ieri impossibili.

Des dalles si innovants et polyvalents qu'ils éliminent non seulement les frontières entre les surfaces dans l'architecture et l'ameublement mais aussi entre intérieur et extérieur.
Une liberté de créer multipliée avec des solutions impossibles jusqu'à hier.

Slabs so innovative and versatile that they break down the barriers between surfaces for architecture and furnishing, between indoor and outdoor use. The freedom to design grows, with solutions that were impossible until yesterday.

Diese Platten sind so innovativ und vielseitig, dass sie die Grenzen zwischen Oberflächen für die Architektur und die Einrichtung, zwischen Innen und Außen aufheben.
So steigt die Gestaltungsfreiheit mit Lösungen, die gestern noch unmöglich erschienen.



Fireplaces,
customised
interiors




Tables
and coffee
tables



Closets/
doors



Design with
shapes.
Fully customizable.





1 INDOOR FURNITURE

Superfici a vista di arredi interni: cassetti, ante e mensole. Prodotti in serie o su misura.

Visible surfaces for interior decorating: drawers, cupboards and shelves. Mass produced or made to measure.

Surfaces apparentes d'éléments d'ameublement intérieur: tiroirs, portes et étagères. Produits en série ou sur mesure.

Sichtbare Oberflächen von Inneneinrichtungen: Schubladen, Türen und Konsolen. Serienmäßige oder maßgefertigte Produkte.

2 FINISHING

Finiture architettoniche e particolari funzionali.

Architectural finishings, shelves and functional details.

Finitions architecturales, tablettes et détails fonctionnels.

Architektonische Oberflächen, Konsolen und praktische Details.

3 KITCHEN COUNTER TOP

Per rivestire piani lavoro e cucina di qualsiasi forma e misura.

To cover worktops and kitchens of any shape and size.

Pour revêtir les plans de travail ou de cuisine, quelles que soient leurs formes ou leurs dimensions.

Zum Verkleiden von Arbeitsflächen und Küchen in allen Formen und Abmessungen.

4 BATHROOM VANITY TOP

Top bagno, anche con rivestimento lavabo.

Bathroom vanity top, also with washbasin covering.

Plan de salle de bain, également avec revêtement de lavabo.

Badezimmerplatte, auch als Waschbeckenverkleidung.

5 STAIR / STEPS

Lavorabile per realizzare ogni tipo di scale e gradini.

Workable to create stairs and steps of all kinds.

Travaillable pour réaliser n'importe quel type d'escaliers ou de marches.

Können für jede Art von Treppe und Stufen bearbeitet werden.

6 DOOR & CLOSET

Porte, sportelli e armadi: spessore ridotto e lavorabili in costa.

Doors, cabinets and closets: thin and workable vertically.

Portes, battants et placards : épaisseur réduite et chants travaillables.

Türen, Klappen und Schränke: dünn und auch seitlich zu verarbeiten.

7 OUTDOOR FURNITURE

Arredi interni ed esterni: tavoli, panche, fioriere.

Indoor and outdoor furniture: tables, benches, flowerbeds.

Meubles d'intérieur ou d'extérieur : tables, bancs, jardinières.

Einrichtung im Innen- und Außenbereich: Tische, Bänke, Pflanzkübel.

8 IN / OUTDOOR TABLE

Tavoli e tavolini di qualsiasi dimensione, anche esterni. Materiale lavorabile in costa.

Tables and coffee tables of all sizes for indoor and outdoor use. Material may be worked vertically.

Grandes et petites tables de toutes dimensions, pour extérieur également. Matériau pouvant être travaillé sur la tranche.

Tische aller Größenordnungen, auch für den Außenbereich. Material kann auch seitlich bearbeitet werden.





1

2



Perfectly sanitisable

Perfettamente igienizzabile
Parfaitement hygiénisable
Lässt sich perfekt desinfizieren

Wall and floor
Calacatta

1
Counter top
Calacatta

2
Furniture
Roads Dark Depth



kitchen





kitchen



Fire and heat-resistant

Resiste al fuoco e al calore.
Résiste au feu et à la chaleur
Feuer- und hitzebeständig

Wall and floor
Roads Pearl Mind

1
Counter top
Roads Pearl Mind

2
Furniture
Alps Heart

3
Table
Roads Pearl Mind




3

2

1



kitchen



Wall
Bianco Venato Extra

Floor
Avenue Plumb

1
Counter top
Avenue Plumb

2
Furniture
Avenue Plumb
Bianco Venato Extra

3
Table
Bianco Venato Extra






kitchen

- 1 Counter top**
SapienStone Calacatta Statuario
SapienStone Calacatta Statuario Mirrored
- 2 Backsplash**
SapienStone Calacatta Statuario
- 3 Furniture**
SapienStone Malm Black



Resistant to scuffing and scratching
Resistente a graffi e scalfiture
Résistant aux rayures et aux griffures
Kratzer- und kerbfest



A perfect hygienic work bench that allows you to place food directly on the surface

Un piano igienico permette di appoggiare i cibi direttamente sulla superficie

Un plan hygiénique permet de poser la nourriture directement sur la surface

Eine hygienisch saubere Arbeitsplatte ist die beste Unterlage für alle Lebensmittel



kitchen



- 1**
Counter top
SapienStone White Calacatta
SapienStone White Calacatta Mirrored
- 2**
Furniture
SapienStone White Calacatta
SapienStone White Calacatta Mirrored






kitchen



Solidly made, extremely resistant to blows

Creati forti, altamente resistenti agli urti
Cr es pour  tre forts et r sistants aux chocs
Sie sind extrem robust und sto fest

1
Support for barbecue
SapienStone Basalt Black





kitchen




- 1**
Counter top
SapienStone Grey Earth
- 2**
Furniture
SapienStone Grey Earth





kitchen

Floor
Cluster Grey



**Withstands scaling, moisture
and stains**

Resiste a incrostazioni, umidità, macchie
Résiste aux incrustations, à l'humidité,
aux taches

Widersteht Ablagerungen, Feuchtigkeit
und Flecken





bathroom

Wall and floor

Walk On Silver

Outdoor wall

Walk On Silver

1

Vanity top

Walk On Dusk



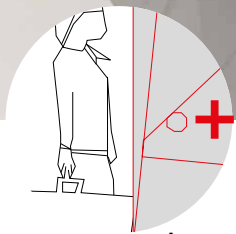
1



Floor
Cluster Dark

Wall
Cluster Iron

1
Vanity top
Roads Grey Calm



A range that covers all the needs of the project

Una gamma che copre tutte le esigenze del progetto

Une gamme qui répond à toutes les exigences des projets

Eine Palette für alle Gestaltungsbedürfnisse





Wall and floor

Extra White
Black Venato

1

Vanity top
Black Venato

2

Furniture
Extra White
Black Venato

3

Stairs
Black Venato

4

Doors
Extra White

5

Fireplace
Extra White
Black Venato



1



bathroom



Wall and floor
Onice Giada

1
Vanity top
Onice Giada



1

2

3



Wall and floor
Onice Oro

1 Furniture
Roads Coffee Truth

2 Vanity top
Roads Coffee Truth

3 Shower
Roads Coffee Truth



Perfectly sanitisable
Perfettamente igienizzabile
Parfaitement hygiénisable
Lässt sich perfekt desinfizieren





living

Floor
Sahara Noir

1
Fireplace
Sahara Noir





living



Floor
Black Marquinia




1

2



living



Full-bodied material, may be worked as required for all kinds of designs

Materia a tutto spessore, lavorabile per ogni esigenza progettuale

Matière pleine masse, pouvant être travaillée pour toute exigence de projet

Durchgefärbtes Material, kann für alle Gestaltungsbedürfnisse bearbeitet werden

1

Floor

Crema Marfil Extra

1

Fireplace



Eramosa

2

Table

Eramosa







Wall
Blue de Savoie

Floor
Blue de Savoie
Bianco Lasa
Roads Dark Depth

1 Furniture
Roads Dark Depth


2 Table
Bianco Lasa



2

3

1




**Drastic reduction of grouting
where dirt can collect**

Drastica riduzione delle fughe
che trattengono lo sporco

Réduction drastique des joints retenant
la saleté

Drastische Reduzierung der Fugen,
in denen sich Schmutz ansammelt



Wall and floor

Gaudi Stone

**1
Vanity top**
Arabescato

**2
Storages**
Corten

**3
Shelves**
Arabescato





Wall
Walk On Snow
Walk On Silver

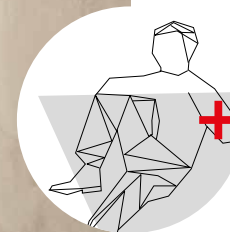

Floor
Walk On Snow






2

1



Appearance that does not change in time

Estetica inalterabile nel tempo
Une beauté inaltérable dans le temps
Unveränderliche Schönheit im Laufe der Zeit



Floor
Lavica Dark

1
Table
Travertino Classico

2
Storage
Travertino Classico





hotel&wellness


Wall
Onice Avorio

Floor
Onice Grigio



2

1



Wall

Walk On Snow
DYS (Design Your Slabs) customized

Floor

FMG Walk On Snow Antislip

1

Bench

Walk On Hazel

2

Table

Walk On Dusk





restaurant

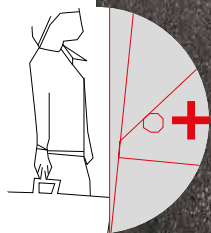


Wall
Statuario Light

Floor
Citystone Grey

1 Furniture
Statuario Light

2 Columns
Statuario Light



**Constant, dependable aesthetics
and quality**

Estetica e qualità costanti e affidabili nel tempo

Esthétique et qualité constantes et fiables
dans le temps

Konstante und langlebige Ästhetik und Qualität



1

Wall and floor
Cluster Dark

1
Reception desk counter
Extra White



shop&public



West Coast
School of Economics

2



Wall
Onice Ghiaccio
Onice Malaga

Floor
Onice Ghiaccio

1
Flower box
Onice Malaga

2
Reception desk counter
Onice Malaga





Wall
Onice Ghiaccio

Floor
Onice Alabastrino


1 Tables
Onice Ghiaccio





Wall
Onice Reale
Onice Ambra

Floor
Onice Reale
Roads Coffee Truth




Great variety of aesthetic motifs in a single material

Ampia varietà di temi estetici, in un'unica materia

Grande variété de thèmes esthétiques, dans une seule matière

Vielfalt an Themen in einer einzigen Materie





RIVERSIDE BUILDING

tower 3

Wall
White Calacatta
Azul Macaubas

Floor
Azul Macaubas



shop&public






shop&public


Wall and floor
Walk On Hazel

1 Table
Walk On Dusk






shop&public




Wall and floor
Walk On Dusk

1
Counter
Walk On Silver

2
Cabinet
Walk On Dusk





**A single material for floors,
walls and furnishings**

Un solo materiale per pavimenti,
pareti e arredi

Une seule matière pour les sols,
les murs et les meubles

Nur ein Material für Boden,
Wand und Einrichtung

Floor

Cluster White


**1
Stairs**

Cluster Brown

**2
Columns**

Cluster Brown





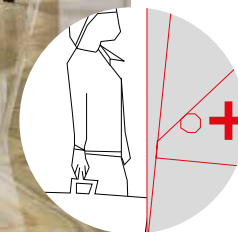
Floor
Cluster Brown





Wall
Onice Avorio
Onice Verde

Floor
Onice Verde



Constant appearance and quality

Forniture con estetica e qualità costanti nel tempo

Fournitures dotées d'une esthétique et d'une qualité constantes dans le temps

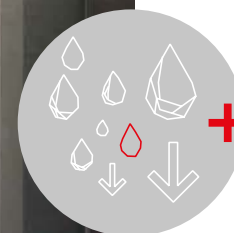
Lieferung mit zeitbeständiger Ästhetik und Qualität





cladding&terrace

Wall cladding
Veined White
Stone Grey



Available in the ACTIVE version with photocatalytic self-cleaning action

Disponibile in versione ACTIVE con azione fotocatalitica autopulente

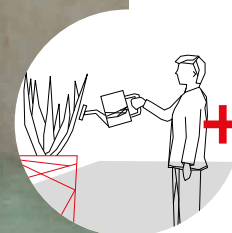
Disponible dans la version ACTIVE à action photocatalytique autonettoyante

Lieferbar in der Version ACTIVE mit photokatalytischer und selbstreinigender Wirkung





Wall
Walk On Sand
Floor
FMG Walk On Sand



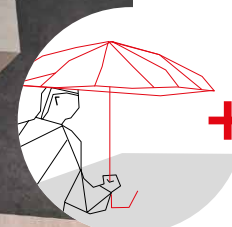

Resistant to sun and weather
Resiste al sole e alle intemperie
Résiste au soleil et aux intempéries
Lichtbeständig und wetterfest



3

2

1



Withstands scaling, moisture and stains

Resiste a incrostazioni, umidità, macchie
 Résiste aux incrustations, à l'humidité, aux taches
 Widersteht Ablagerungen, Feuchtigkeit und Flecken



Floor
 Limestone Deep

1 Fireplace
 Limestone Ash

2 Stairs
 Limestone Deep

3 Bench
 Limestone Ash






cladding&terrace

Wall
Iron Grey

Floor
Stone Grey



1



Wall and floor
Lavica Dark

1
Fireplace
Lavica Dark



Homogeneous and workable vertically

Omogeneo e lavorabile in costa
Homogène et pouvant être travaillé
sur la tranche
Homogen und seitlich zu bearbeiten



Marble inspiration

107



Iron inspiration

213



S

Stone inspiration

189



Marble inspiration

- 161 ALPS HEART
- 139 ARABESCATO
- 123 AZUL MACAUBAS
- 149 BIANCO LASA
- 135 BIANCO VENATO EXTRA
- 187 BLACK MARQUINIA
- 185 BLACK VENATO
- 179 BLUE DE SAVOIE
- 157 CALACATTA
- 165 CREMA MARFIL EXTRA
- 145 EXTRA WHITE
- 171 ERAMOSA
- 155 ESTREMOZ CREMA
- 173 GAUDI STONE
- 113 ONICE ALABASTRINO
- 115 ONICE AMBRA
- 153 ONICE AVORIO
- 107 ONICE GHIACCIO
- 119 ONICE GIADA
- 177 ONICE GRIGIO
- 117 ONICE MALAGA
- 167 ONICE ORO
- 127 ONICE PERLA
- 111 ONICE REALE
- 175 ONICE VERDE
- 183 PORTORO
- 125 SAHARA NOIR
- 131 STATUARIO LIGHT
- 181 STONE GREY
- 151 THASSOS
- 169 TRAVERTINO
- 163 TRAVERTINO CLASSICO
- 129 VEINED WHITE
- 143 WHITE CALACATTA

Stone inspiration

- 195 CITYSTONE BROWN
- 193 CITYSTONE DOVE
- 191 CITYSTONE GREY
- 189 CITYSTONE PEARL
- 199 LIMESTONE ASH
- 201 LIMESTONE DEEP
- 197 LIMESTONE MOON
- 205 LAVICA BEIGE
- 211 LAVICA BLACK
- 209 LAVICA DARK
- 207 LAVICA GREY
- 203 LAVICA PEARL

Iron inspiration

- 213 CORTEN
- 219 IRON BLACK
- 217 IRON BRONZE
- 215 IRON GREY

Design inspiration


- 255 CHROMOCODE3D IVORY BLACK
- 253 CHROMOCODE3D TITANIUM WHITE
- 227 CLUSTER BROWN
- 229 CLUSTER DARK
- 225 CLUSTER GREY
- 223 CLUSTER IRON
- 221 CLUSTER WHITE
- 249 ROADS COFFEE TRUTH
- 251 ROADS DARK DEPTH
- 247 ROADS GREY CALM
- 245 ROADS PEARL MIND
- 243 ROADS SAND HEART
- 241 ROADS WHITE PURITY
- 239 WALK-ON DUSK
- 235 WALK-ON HAZEL
- 233 WALK-ON SAND
- 237 WALK-ON SILVER
- 231 WALK-ON SNOW



D


Design inspiration

221



ONICE GHIACCIO

New



300x150 . 120"x60"

150x150 . 60"x60"

150x75 . 60"x30"

75x75 . 30"x30"

75x37,5 . 30"x15"

 6 MM

 LUCIDATO
E SQUADRATO

M



BLOCK A

BLOCK B

ONICE GHIACCIO

La mission di FMG è produrre materiali che rappresentino il massimo della bellezza, garantendo una disponibilità e una qualità che la pietra in natura non potrebbe offrire.

Block A e Block B sono due lastre che permettono di riprodurre l'effetto del marmo "a macchia aperta" con venatura speculare. È un effetto che in natura è decisamente raro e prezioso, perché richiede una speciale lavorazione, partendo da particolari blocchi selezionati. Questi prototipi di bellezza "ideale", finora riservati a edifici di lusso, sono oggi disponibili con continuità grazie all'avanguardia tecnologica MAXFINE.

IMPIEGO

Le lastre Block A-Block B possono essere posate a coppie, orientandole come in foto o capovolte. Sono utilizzabili anche con composizioni multiple, replicando il modulo più volte.

La mission de FMG est de produire des matériaux d'une beauté maximale tout en garantissant une disponibilité et une qualité que la pierre naturelle ne pourrait pas offrir.

Les deux carrelages grands formats Block A et Block B permettent de reproduire l'effet du marbre au veinage spéculaire dit « à livre ouvert ». Un effet particulièrement rare et précieux dans la nature étant donné qu'il exige une fabrication spéciale à partir de blocs sélectionnés. Ces prototypes d'une beauté « idéale », réservés jusqu'à maintenant aux édifices de luxe, sont aujourd'hui disponibles en permanence grâce à l'avant-garde technologique MAXFINE.

UTILISATION

Les carrelages grands formats Block A-Block B peuvent être posés deux à deux soit en les orientant comme sur la photo soit en les retournant. En répliquant le module plusieurs fois, ils peuvent aussi être utilisés dans des compositions multiples.

FMG's mission is to produce materials that are the tops in beauty, guaranteeing availability and quality such that stone, in nature, would be unable to offer.

Block A and Block B are two tiles that enable the effect of "book-matched" marble with mirror-image veining. This effect is definitely rare in nature and precious as it requires special processing, starting out from particular selected blocks. These prototypes of "ideal" beauty, set aside so far for luxury buildings, are now available on a continuous basis thanks to MAXFINE avant-garde technology.

USE


Block A and Block B tiles can be laid in pairs, positioning them as shown in the photograph or turned upside down. They can also be used with multiple compositions, replicating the module more than once.

Die Mission von FMG ist es Materialien herzustellen, die ein Maximum an Schönheit mit der Verfügbarkeit und einer Qualität kombinieren, die der Naturstein niemals bieten kann.

Block A und Block B sind zwei Platten, mit denen man den Effekt des Marmors "a macchia aperta" („offenes Buch“) mit spiegelgleicher Maserung reproduzieren kann. Es handelt sich um einen Effekt, der in der Natur sehr selten und wertvoll ist, denn hier bedarf es einer speziellen Verarbeitung, bei der von besonderen und ausgewählten Blöcken ausgegangen wird. Diese Prototypen der "idealen" Schönheit, die bisher den Luxusbauten vorbehalten war, gibt es heute – dank des technologischen Fortschritts von MAXIFINE - kontinuierlich.

VERWENDUNG

Die Platten Block A-Block B können paarweise verlegt werden, indem sie wie im Bild ausgerichtet werden oder aber auch auf dem Kopf. Sie lassen sich auch bei Mehrfachkompositionen im Quadrat oder in der Reihe benutzen, wobei das Modul mehrere Male wiederholt wird.



Disponibile a richiesta_Available on demand

300x150 . 120"x60"

BLOCK A

BLOCK B



6 MM

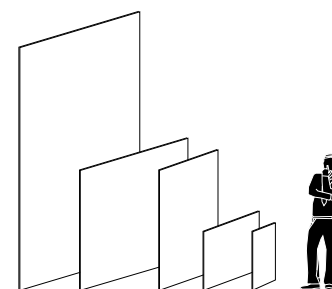


LUCIDATO
E SQUADRATO



ONICE REALE

New



300x150 . 120"x60"

150x150 . 60"x60"

150x75 . 60"x30"

75x75 . 30"x30"

75x37,5 . 30"x15"



 6 MM

 LUCIDATO
E SQUADRATO



ONICE ALABASTRINO

New



300x150 . 120"x60"

150x150 . 60"x60"

150x75 . 60"x30"

75x75 . 30"x30"

75x37,5 . 30"x15"

 6 MM



 LUCIDATO
E SQUADRATO

M



ONICE AMBRA

New



300x150 . 120"x60"

150x150 . 60"x60"

150x75 . 60"x30"


75x75 . 30"x30"

75x37,5 . 30"x15"

 6 MM



 LUCIDATO
E SQUADRATO

M



ONICE MALAGA

New



300x150 . 120"x60"

150x150 . 60"x60"

150x75 . 60"x30"

75x75 . 30"x30"

75x37,5 . 30"x15"



 6 MM

 LUCIDATO
E SQUADRATO



ONICE GIADA

New



300x150 . 120"x60"

150x150 . 60"x60"

150x75 . 60"x30"

75x75 . 30"x30"

75x37,5 . 30"x15"

 6 MM

 LUCIDATO
E SQUADRATO

M



ONICE GIADA

La mission di FMG è produrre materiali che rappresentino il massimo della bellezza, garantendo una disponibilità e una qualità che la pietra in natura non potrebbe offrire.

Block A e Block B sono due lastre che permettono di riprodurre l'effetto del marmo "a macchia aperta" con venatura speculare. È un effetto che in natura è decisamente raro e prezioso, perché richiede una speciale lavorazione, partendo da particolari blocchi selezionati. Questi prototipi di bellezza "ideale", finora riservati a edifici di lusso, sono oggi disponibili con continuità grazie all'avanguardia tecnologica MAXFINE.

IMPIEGO

Le lastre Block A-Block B possono essere posate a coppie, orientandole come in foto o capovolte. Sono utilizzabili anche con composizioni multiple, replicando il modulo più volte.

La mission de FMG est de produire des matériaux d'une beauté maximale tout en garantissant une disponibilité et une qualité que la pierre naturelle ne pourrait pas offrir.

Les deux carrelages grands formats Block A et Block B permettent de reproduire l'effet du marbre au veinage spéculaire dit « à livre ouvert ». Un effet particulièrement rare et précieux dans la nature étant donné qu'il exige une fabrication spéciale à partir de blocs sélectionnés. Ces prototypes d'une beauté « idéale », réservés jusqu'à maintenant aux édifices de luxe, sont aujourd'hui disponibles en permanence grâce à l'avant-garde technologique MAXFINE.

UTILISATION

Les carrelages grands formats Block A-Block B peuvent être posés deux à deux soit en les orientant comme sur la photo soit en les retournant. En répliquant le module plusieurs fois, ils peuvent aussi être utilisés dans des compositions multiples.

FMG's mission is to produce materials that are the tops in beauty, guaranteeing availability and quality such that stone, in nature, would be unable to offer.

Block A and Block B are two tiles that enable the effect of "book-matched" marble with mirror-image veining. This effect is definitely rare in nature and precious as it requires special processing, starting out from particular selected blocks. These prototypes of "ideal" beauty, set aside so far for luxury buildings, are now available on a continuous basis thanks to MAXFINE avant-garde technology.

USE


Block A and Block B tiles can be laid in pairs, positioning them as shown in the photograph or turned upside down. They can also be used with multiple compositions, replicating the module more than once.

Die Mission von FMG ist es Materialien herzustellen, die ein Maximum an Schönheit mit der Verfügbarkeit und einer Qualität kombinieren, die der Naturstein niemals bieten kann.

Block A und Block B sind zwei Platten, mit denen man den Effekt des Marmors "a macchia aperta" („offenes Buch“) mit spiegelgleicher Maserung reproduzieren kann. Es handelt sich um einen Effekt, der in der Natur sehr selten und wertvoll ist, denn hier bedarf es einer speziellen Verarbeitung, bei der von besonderen und ausgewählten Blöcken ausgegangen wird. Diese Prototypen der "idealen" Schönheit, die bisher den Luxusbauten vorbehalten war, gibt es heute – dank des technologischen Fortschritts von MAXIFINE - kontinuierlich.

VERWENDUNG

Die Platten Block A-Block B können paarweise verlegt werden, indem sie wie im Bild ausgerichtet werden oder aber auch auf dem Kopf. Sie lassen sich auch bei Mehrfachkompositionen im Quadrat oder in der Reihe benutzen, wobei das Modul mehrere Male wiederholt wird.



Disponibile a richiesta_Available on demand

300x150 . 120"x60"

BLOCK A

BLOCK B



6 MM




LUCIDATO
E SQUADRATO




AZUL MACAUBAS

New



DI CAVA

DI FABBRICA



300x150 . 120"x60"

150x150 . 60"x60"

150x75 . 60"x30"

75x75 . 30"x30"

75x37,5 . 30"x15"

 6 MM

 LUCIDATO
E SQUADRATO

 SILKY
E SQUADRATO

M


SAHARA NOIR

New



DI CAVA

DI FABBRICA



300x150 . 120"x60"

150x150 . 60"x60"

150x75 . 60"x30"


75x75 . 30"x30"

75x37,5 . 30"x15"


 6 MM

 LUCIDATO
E SQUADRATO

 SILKY
E SQUADRATO



ONICE PERLA



300x150 . 120"x60"

150x150 . 60"x60"

150x75 . 60"x30"

75x75 . 30"x30"

75x37,5 . 30"x15"

 6 MM

LU LUCIDATO
E SQUADRATO

PL PRELUCIDATO
E SQUADRATO


Disponibile anche . Available also . Disponible aussi . Verfügbar auch

SAPIENSTONE


BRIGHT ONYX

 12 MM

328x154 . 129"x60"



VEINED WHITE



300x150 . 120"x60"

150x150 . 60"x60"

150x75 . 60"x30"


75x75 . 30"x30"

75x37,5 . 30"x15"

 6 MM

 LUCIDATO
E SQUADRATO

 SILKY
E SQUADRATO




STATUARIO LIGHT



DI CAVA

DI FABBRICA



300x150 . 120"x60"

150x150 . 60"x60"

150x75 . 60"x30"


75x75 . 30"x30"

75x37,5 . 30"x15"

 6 MM

 LUCIDATO
E SQUADRATO

M



STATUARIO LIGHT

La mission di FMG è produrre materiali che rappresentino il massimo della bellezza, garantendo una disponibilità e una qualità che la pietra in natura non potrebbe offrire.

Block A e Block B sono due lastre che permettono di riprodurre l'effetto del marmo "a macchia aperta" con venatura speculare. È un effetto che in natura è decisamente raro e prezioso, perché richiede una speciale lavorazione, partendo da particolari blocchi selezionati. Questi prototipi di bellezza "ideale", finora riservati a edifici di lusso, sono oggi disponibili con continuità grazie all'avanguardia tecnologica MAXFINE.

IMPIEGO

Le lastre Block A-Block B possono essere posate a coppie, orientandole come in foto o capovolte. Sono utilizzabili anche con composizioni multiple, replicando il modulo più volte.

La mission de FMG est de produire des matériaux d'une beauté maximale tout en garantissant une disponibilité et une qualité que la pierre naturelle ne pourrait pas offrir.

Les deux carrelages grands formats Block A et Block B permettent de reproduire l'effet du marbre au veinage spéculaire dit « à livre ouvert ». Un effet particulièrement rare et précieux dans la nature étant donné qu'il exige une fabrication spéciale à partir de blocs sélectionnés. Ces prototypes d'une beauté « idéale », réservés jusqu'à maintenant aux édifices de luxe, sont aujourd'hui disponibles en permanence grâce à l'avant-garde technologique MAXFINE.

UTILISATION

Les carrelages grands formats Block A-Block B peuvent être posés deux à deux soit en les orientant comme sur la photo soit en les retournant. En répliquant le module plusieurs fois, ils peuvent aussi être utilisés dans des compositions multiples.

FMG's mission is to produce materials that are the tops in beauty, guaranteeing availability and quality such that stone, in nature, would be unable to offer.

Block A and Block B are two tiles that enable the effect of "book-matched" marble with mirror-image veining. This effect is definitely rare in nature and precious as it requires special processing, starting out from particular selected blocks. These prototypes of "ideal" beauty, set aside so far for luxury buildings, are now available on a continuous basis thanks to MAXFINE avant-garde technology.

USE


Block A and Block B tiles can be laid in pairs, positioning them as shown in the photograph or turned upside down. They can also be used with multiple compositions, replicating the module more than once.

Die Mission von FMG ist es Materialien herzustellen, die ein Maximum an Schönheit mit der Verfügbarkeit und einer Qualität kombinieren, die der Naturstein niemals bieten kann.

Block A und Block B sind zwei Platten, mit denen man den Effekt des Marmors "a macchia aperta" („offenes Buch“) mit spiegelgleicher Maserung reproduzieren kann. Es handelt sich um einen Effekt, der in der Natur sehr selten und wertvoll ist, denn hier bedarf es einer speziellen Verarbeitung, bei der von besonderen und ausgewählten Blöcken ausgegangen wird. Diese Prototypen der "idealen" Schönheit, die bisher den Luxusbauten vorbehalten war, gibt es heute – dank des technologischen Fortschritts von MAXIFINE - kontinuierlich.

VERWENDUNG

Die Platten Block A-Block B können paarweise verlegt werden, indem sie wie im Bild ausgerichtet werden oder aber auch auf dem Kopf. Sie lassen sich auch bei Mehrfachkompositionen im Quadrat oder in der Reihe benutzen, wobei das Modul mehrere Male wiederholt wird.



Disponibile a richiesta_Available on demand

300x150 . 120"x60"

BLOCK A

BLOCK B



6 MM




LUCIDATO
E SQUADRATO

M



BIANCO VENATO EXTRA



300x150 . 120"x60"

150x150 . 60"x60"

150x75 . 60"x30"

75x75 . 30"x30"

75x37,5 . 30"x15"

 6 MM

LU LUCIDATO
E SQUADRATO

PL PRELUCIDATO
E SQUADRATO

Disponibile anche . Available also . Disponible aussi . Verfügbar auch

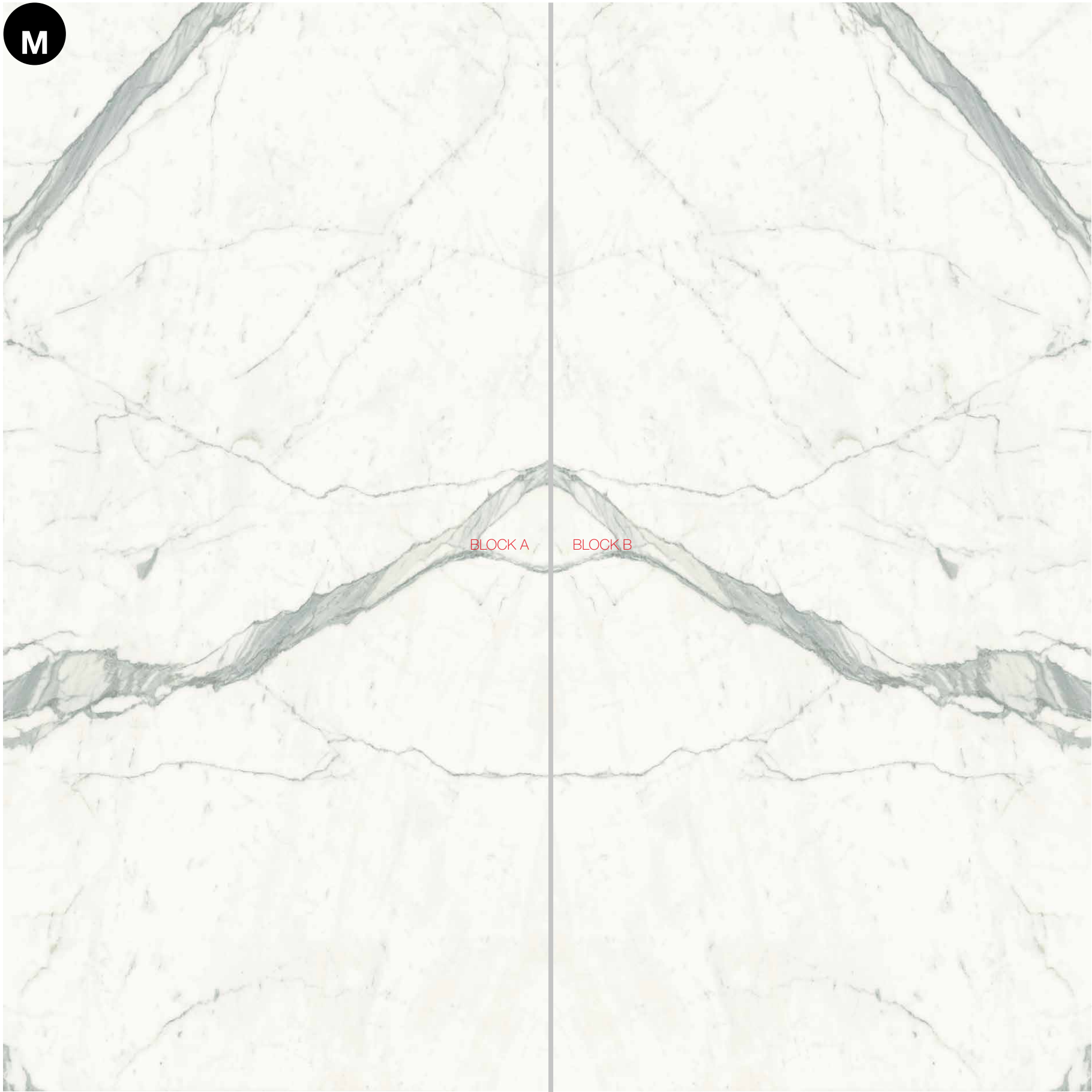
SAPIENSTONE

CALACATTA STATUARIO

 12 MM

328x154 . 129"x60"

M





La mission di FMG è produrre materiali che rappresentino il massimo della bellezza, garantendo una disponibilità e una qualità che la pietra in natura non potrebbe offrire.

Block A e Block B sono due lastre che permettono di riprodurre l'effetto del marmo "a macchia aperta" con venatura speculare. È un effetto che in natura è decisamente raro e prezioso, perché richiede una speciale lavorazione, partendo da particolari blocchi selezionati.

Questi prototipi di bellezza "ideale", finora riservati a edifici di lusso, sono oggi disponibili con continuità grazie all'avanguardia tecnologica MAXFINE.

IMPIEGO

Le lastre Block A-Block B possono essere posate a coppie, orientandole come in foto o capovolte. Sono utilizzabili anche con composizioni multiple, replicando il modulo più volte.

La mission de FMG est de produire des matériaux d'une beauté maximale tout en garantissant une disponibilité et une qualité que la pierre naturelle ne pourrait pas offrir.

Les deux carrelages grands formats Block A et Block B permettent de reproduire l'effet du marbre au veinage spéculaire dit « à livre ouvert ». Un effet particulièrement rare et précieux dans la nature étant donné qu'il exige une fabrication spéciale à partir de blocs sélectionnés.

Ces prototypes d'une beauté « idéale », réservés jusqu'à maintenant aux édifices de luxe, sont aujourd'hui disponibles en permanence grâce à l'avant-garde technologique MAXFINE.

UTILISATION

Les carrelages grands formats Block A-Block B peuvent être posés deux à deux soit en les orientant comme sur la photo soit en les retournant. En répliquant le module plusieurs fois, ils peuvent aussi être utilisés dans des compositions multiples.

FMG's mission is to produce materials that are the tops in beauty, guaranteeing availability and quality such that stone, in nature, would be unable to offer.

Block A and Block B are two tiles that enable the effect of "book-matched" marble with mirror-image veining. This effect is definitely rare in nature and precious as it requires special processing, starting out from particular selected blocks.

These prototypes of "ideal" beauty, set aside so far for luxury buildings, are now available on a continuous basis thanks to MAXFINE avant-garde technology.

USE

Block A and Block B tiles can be laid in pairs, positioning them as shown in the photograph or turned upside down. They can also be used with multiple compositions, replicating the module more than once.


Die Mission von FMG ist es Materialien herzustellen, die ein Maximum an Schönheit mit der Verfügbarkeit und einer Qualität kombinieren, die der Naturstein niemals bieten kann.

Block A und Block B sind zwei Platten, mit denen man den Effekt des Marmors "a macchia aperta" („offenes Buch“) mit spiegelgleicher Maserung reproduzieren kann. Es handelt sich um einen Effekt, der in der Natur sehr selten und wertvoll ist, denn hier bedarf es einer speziellen Verarbeitung, bei der von besonderen und ausgewählten Blöcken ausgegangen wird. Diese Prototypen der "idealen" Schönheit, die bisher den Luxusbauten vorbehalten war, gibt es heute – dank des technologischen Fortschritts von MAXIFINE - kontinuierlich.

VERWENDUNG

Die Platten Block A-Block B können paarweise verlegt werden, indem sie wie im Bild ausgerichtet werden oder aber auch auf dem Kopf. Sie lassen sich auch bei Mehrfachkompositionen im Quadrat oder in der Reihe benutzen, wobei das Modul mehrere Male wiederholt wird.

BIANCO VENATO EXTRA



300x150 . 120"x60"

BLOCK A

BLOCK B

6 MM

LUCIDATO
E SQUADRATO

PRELUCIDATO
E SQUADRATO

Disponibile anche . Available also . Disponible aussi . Verfügbar auch

SAPIENSTONE

12 MM

CALACATTA STATUARIO*


328x154 . 129"x60"

CALACATTA STATUARIO MIRRORED*


* Disponibile solo per ordini a book-match.
Available on book-match order only.

Disponible seulement pour commandes a livre ouvert.
Nur verfügbar bei einer book-match Bestellung.

M




ARABESCATO



DI CAVA

DI FABBRICA



300x150 . 120"x60"

150x150 . 60"x60"

150x75 . 60"x30"

75x75 . 30"x30"

75x37,5 . 30"x15"

6 MM

LU LUCIDATO
E SQUADRATO

PL PRELUCIDATO
E SQUADRATO

Disponibile anche . Available also . Disponible aussi . Verfügbar auch


SAPIENSTONE


ARABESCATO

12 MM

328x154 . 129"x60"

M





La mission di FMG è produrre materiali che rappresentino il massimo della bellezza, garantendo una disponibilità e una qualità che la pietra in natura non potrebbe offrire.

Block A e Block B sono due lastre che permettono di riprodurre l'effetto del marmo "a macchia aperta" con venatura speculare. È un effetto che in natura è decisamente raro e prezioso, perché richiede una speciale lavorazione, partendo da particolari blocchi selezionati.

Questi prototipi di bellezza "ideale", finora riservati a edifici di lusso, sono oggi disponibili con continuità grazie all'avanguardia tecnologica MAXFINE.

IMPIEGO

Le lastre Block A-Block B possono essere posate a coppie, orientandole come in foto o capovolte. Sono utilizzabili anche con composizioni multiple, replicando il modulo più volte.

La mission de FMG est de produire des matériaux d'une beauté maximale tout en garantissant une disponibilité et une qualité que la pierre naturelle ne pourrait pas offrir.

Les deux carrelages grands formats Block A et Block B permettent de reproduire l'effet du marbre au veinage spéculaire dit « à livre ouvert ». Un effet particulièrement rare et précieux dans la nature étant donné qu'il exige une fabrication spéciale à partir de blocs sélectionnés.

Ces prototypes d'une beauté « idéale », réservés jusqu'à maintenant aux édifices de luxe, sont aujourd'hui disponibles en permanence grâce à l'avant-garde technologique MAXFINE.

UTILISATION

Les carrelages grands formats Block A-Block B peuvent être posés deux à deux soit en les orientant comme sur la photo soit en les retournant. En répliquant le module plusieurs fois, ils peuvent aussi être utilisés dans des compositions multiples.

FMG's mission is to produce materials that are the tops in beauty, guaranteeing availability and quality such that stone, in nature, would be unable to offer.

Block A and Block B are two tiles that enable the effect of "book-matched" marble with mirror-image veining. This effect is definitely rare in nature and precious as it requires special processing, starting out from particular selected blocks.

These prototypes of "ideal" beauty, set aside so far for luxury buildings, are now available on a continuous basis thanks to MAXFINE avant-garde technology.

USE

Block A and Block B tiles can be laid in pairs, positioning them as shown in the photograph or turned upside down. They can also be used with multiple compositions, replicating the module more than once.


Die Mission von FMG ist es Materialien herzustellen, die ein Maximum an Schönheit mit der Verfügbarkeit und einer Qualität kombinieren, die der Naturstein niemals bieten kann.

Block A und Block B sind zwei Platten, mit denen man den Effekt des Marmors "a macchia aperta" („offenes Buch“) mit spiegelgleicher Maserung reproduzieren kann. Es handelt sich um einen Effekt, der in der Natur sehr selten und wertvoll ist, denn hier bedarf es einer speziellen Verarbeitung, bei der von besonderen und ausgewählten Blöcken ausgegangen wird. Diese Prototypen der "idealen" Schönheit, die bisher den Luxusbauten vorbehalten war, gibt es heute – dank des technologischen Fortschritts von MAXIFINE - kontinuierlich.

VERWENDUNG

Die Platten Block A-Block B können paarweise verlegt werden, indem sie wie im Bild ausgerichtet werden oder aber auch auf dem Kopf. Sie lassen sich auch bei Mehrfachkompositionen im Quadrat oder in der Reihe benutzen, wobei das Modul mehrere Male wiederholt wird.

ARABESCATO



300x150 . 120"x60"

BLOCK A


BLOCK B

 6 MM


 LUCIDATO
E SQUADRATO

 PRELUCIDATO
E SQUADRATO

M



WHITE CALACATTA



300x150 . 120"x60"

150x150 . 60"x60"

150x75 . 60"x30"

75x75 . 30"x30"

75x37,5 . 30"x15"

 6 MM

 LUCIDATO
E SQUADRATO

Disponibile anche . Available also . Disponible aussi . Verfügbar auch

SAPIENSTONE

 12 MM


WHITE CALACATTA*

328x154 . 129"x60"

WHITE CALACATTA MİRRORED*

* Disponibile solo per ordini a book-match.
Available on book-match order only.
Disponible seulement pour commandes a livre ouvert.
Nur verfügbar bei einer book-match Bestellung.

M




EXTRA WHITE



DI CAVA

DI FABBRICA



300x150 . 120"x60"

150x150 . 60"x60"

150x75 . 60"x30"

75x75 . 30"x30"

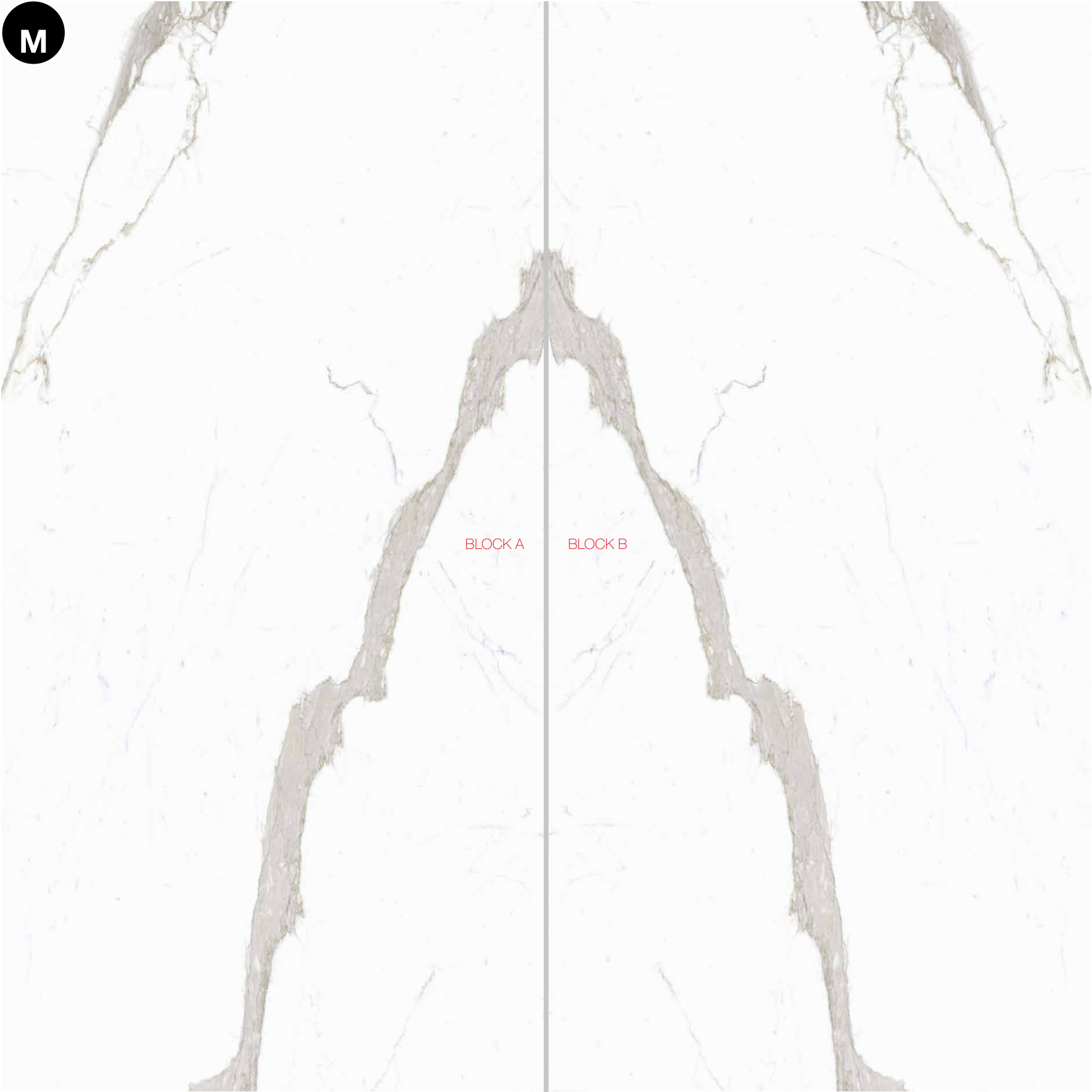
75x37,5 . 30"x15"

 6 MM

 LUCIDATO
E SQUADRATO

 PRELUCIDATO
E SQUADRATO

M





La mission di FMG è produrre materiali che rappresentino il massimo della bellezza, garantendo una disponibilità e una qualità che la pietra in natura non potrebbe offrire.

Block A e Block B sono due lastre che permettono di riprodurre l'effetto del marmo "a macchia aperta" con venatura speculare. È un effetto che in natura è decisamente raro e prezioso, perché richiede una speciale lavorazione, partendo da particolari blocchi selezionati.

Questi prototipi di bellezza "ideale", finora riservati a edifici di lusso, sono oggi disponibili con continuità grazie all'avanguardia tecnologica MAXFINE.

IMPIEGO

Le lastre Block A-Block B possono essere posate a coppie, orientandole come in foto o capovolte. Sono utilizzabili anche con composizioni multiple, replicando il modulo più volte.

La mission de FMG est de produire des matériaux d'une beauté maximale tout en garantissant une disponibilité et une qualité que la pierre naturelle ne pourrait pas offrir.

Les deux carrelages grands formats Block A et Block B permettent de reproduire l'effet du marbre au veinage spéculaire dit « à livre ouvert ». Un effet particulièrement rare et précieux dans la nature étant donné qu'il exige une fabrication spéciale à partir de blocs sélectionnés.

Ces prototypes d'une beauté « idéale », réservés jusqu'à maintenant aux édifices de luxe, sont aujourd'hui disponibles en permanence grâce à l'avant-garde technologique MAXFINE.

UTILISATION

Les carrelages grands formats Block A-Block B peuvent être posés deux à deux soit en les orientant comme sur la photo soit en les retournant. En répliquant le module plusieurs fois, ils peuvent aussi être utilisés dans des compositions multiples.

FMG's mission is to produce materials that are the tops in beauty, guaranteeing availability and quality such that stone, in nature, would be unable to offer.

Block A and Block B are two tiles that enable the effect of "book-matched" marble with mirror-image veining. This effect is definitely rare in nature and precious as it requires special processing, starting out from particular selected blocks.

These prototypes of "ideal" beauty, set aside so far for luxury buildings, are now available on a continuous basis thanks to MAXFINE avant-garde technology.

USE

Block A and Block B tiles can be laid in pairs, positioning them as shown in the photograph or turned upside down. They can also be used with multiple compositions, replicating the module more than once.


Die Mission von FMG ist es Materialien herzustellen, die ein Maximum an Schönheit mit der Verfügbarkeit und einer Qualität kombinieren, die der Naturstein niemals bieten kann.

Block A und Block B sind zwei Platten, mit denen man den Effekt des Marmors "a macchia aperta" („offenes Buch“) mit spiegelgleicher Maserung reproduzieren kann. Es handelt sich um einen Effekt, der in der Natur sehr selten und wertvoll ist, denn hier bedarf es einer speziellen Verarbeitung, bei der von besonderen und ausgewählten Blöcken ausgegangen wird. Diese Prototypen der "idealen" Schönheit, die bisher den Luxusbauten vorbehalten war, gibt es heute – dank des technologischen Fortschritts von MAXIFINE - kontinuierlich.

VERWENDUNG

Die Platten Block A-Block B können paarweise verlegt werden, indem sie wie im Bild ausgerichtet werden oder aber auch auf dem Kopf. Sie lassen sich auch bei Mehrfachkompositionen im Quadrat oder in der Reihe benutzen, wobei das Modul mehrere Male wiederholt wird.

EXTRA WHITE



300x150 . 120"x60"

BLOCK A



BLOCK B

 6 MM

 LUCIDATO
E SQUADRATO



BIANCO LASA



300x150 . 120"x60"

150x150 . 60"x60"

150x75 . 60"x30"

75x75 . 30"x30"

75x37,5 . 30"x15"

 6 MM

LU LUCIDATO
E SQUADRATO

PL PRELUCIDATO
E SQUADRATO

Disponibile anche . Available also . Disponible aussi . Verfügbar auch

SAPIENSTONE

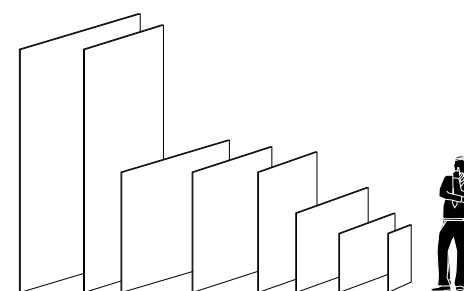

BIANCO LASA

 12 MM

328x154 . 129"x60"



THASSOS



300x150 . 120"x60"

300x100 . 120"x40"

150x150 . 60"x60"

150x100 . 60"x40"

150x75 . 60"x30"

100x100 . 40"x40"


75x75 . 30"x30"

75x37,5 . 30"x15"



 6 MM

 LUCIDATO
E SQUADRATO

 PRELUCIDATO
E SQUADRATO



ONICE AVORIO



300x150 . 120"x60"

150x150 . 60"x60"

150x75 . 60"x30"


75x75 . 30"x30"

75x37,5 . 30"x15"


 6 MM

 LUCIDATO
E SQUADRATO

 SILKY
E SQUADRATO



ESTREMOZ CREMA



300x150 . 120"x60"

150x150 . 60"x60"

150x75 . 60"x30"


75x75 . 30"x30"

75x37,5 . 30"x15"

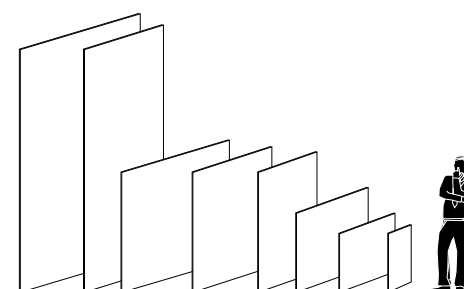

 6 MM

 LUCIDATO
E SQUADRATO

M



CALACATTA



300x150 . 120"x60"

300x100 . 120"x40"

150x150 . 60"x60"

150x100 . 60"x40"

150x75 . 60"x30"

100x100 . 40"x40"

75x75 . 30"x30"

75x37,5 . 30"x15"

 6 MM

LU LUCIDATO
E SQUADRATO

PL PRELUCIDATO
E SQUADRATO

Disponibile anche . Available also . Disponible aussi . Verfügbar auch

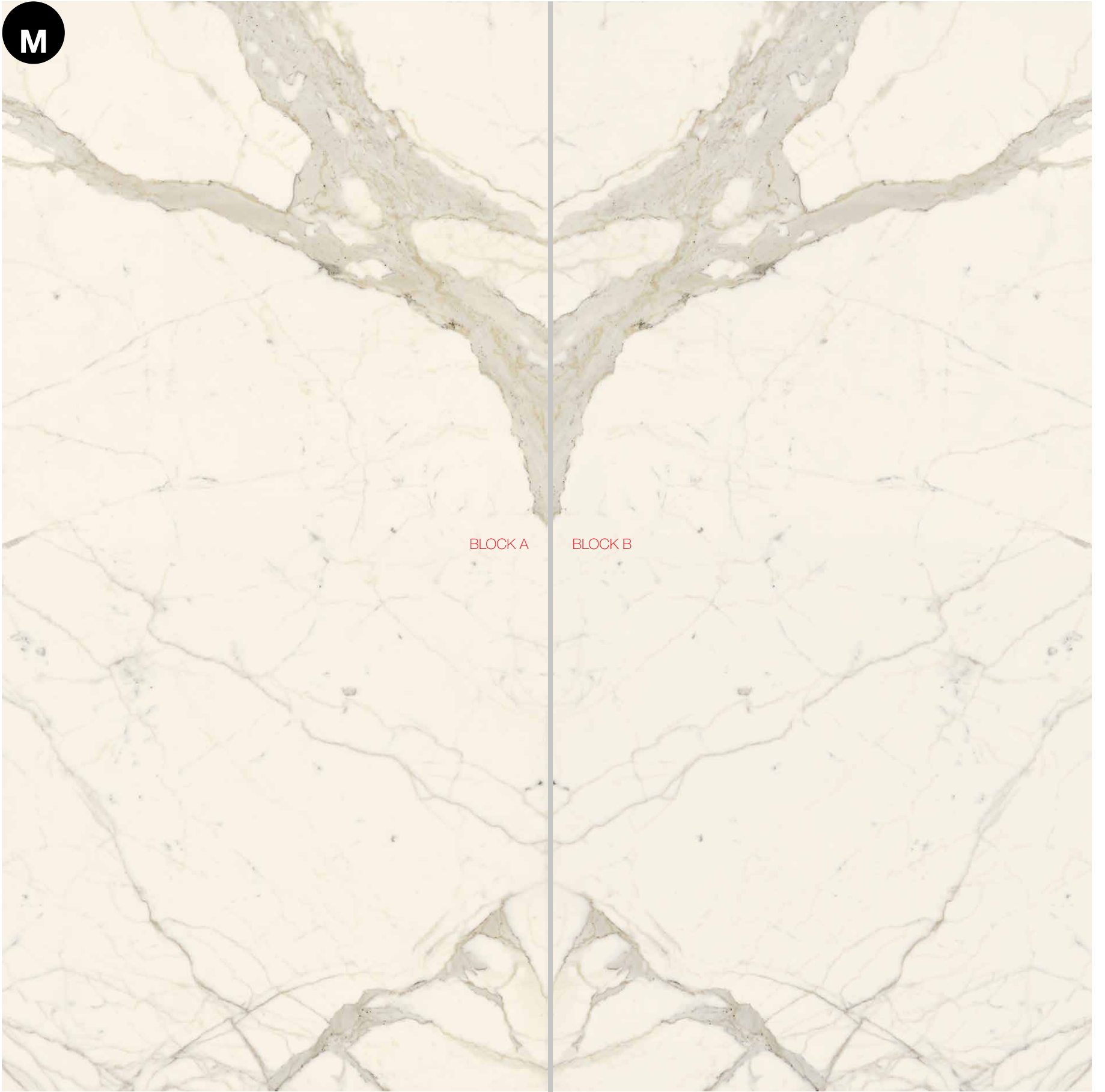
SAPIENSTONE

CALACATTA

 12 MM


328x154 . 129"x60"

M



BLOCK A

BLOCK B



La mission di FMG è produrre materiali che rappresentino il massimo della bellezza, garantendo una disponibilità e una qualità che la pietra in natura non potrebbe offrire.

Block A e Block B sono due lastre che permettono di riprodurre l'effetto del marmo "a macchia aperta" con venatura speculare. È un effetto che in natura è decisamente raro e prezioso, perché richiede una speciale lavorazione, partendo da particolari blocchi selezionati.

Questi prototipi di bellezza "ideale", finora riservati a edifici di lusso, sono oggi disponibili con continuità grazie all'avanguardia tecnologica MAXFINE.

IMPIEGO

Le lastre Block A-Block B possono essere posate a coppie, orientandole come in foto o capovolte. Sono utilizzabili anche con composizioni multiple, replicando il modulo più volte.

La mission de FMG est de produire des matériaux d'une beauté maximale tout en garantissant une disponibilité et une qualité que la pierre naturelle ne pourrait pas offrir.

Les deux carrelages grands formats Block A et Block B permettent de reproduire l'effet du marbre au veinage spéculaire dit « à livre ouvert ». Un effet particulièrement rare et précieux dans la nature étant donné qu'il exige une fabrication spéciale à partir de blocs sélectionnés.

Ces prototypes d'une beauté « idéale », réservés jusqu'à maintenant aux édifices de luxe, sont aujourd'hui disponibles en permanence grâce à l'avant-garde technologique MAXFINE.

UTILISATION

Les carrelages grands formats Block A-Block B peuvent être posés deux à deux soit en les orientant comme sur la photo soit en les retournant. En répliquant le module plusieurs fois, ils peuvent aussi être utilisés dans des compositions multiples.

FMG's mission is to produce materials that are the tops in beauty, guaranteeing availability and quality such that stone, in nature, would be unable to offer.

Block A and Block B are two tiles that enable the effect of "book-matched" marble with mirror-image veining. This effect is definitely rare in nature and precious as it requires special processing, starting out from particular selected blocks.

These prototypes of "ideal" beauty, set aside so far for luxury buildings, are now available on a continuous basis thanks to MAXFINE avant-garde technology.

USE

Block A and Block B tiles can be laid in pairs, positioning them as shown in the photograph or turned upside down. They can also be used with multiple compositions, replicating the module more than once.


Die Mission von FMG ist es Materialien herzustellen, die ein Maximum an Schönheit mit der Verfügbarkeit und einer Qualität kombinieren, die der Naturstein niemals bieten kann.

Block A und Block B sind zwei Platten, mit denen man den Effekt des Marmors "a macchia aperta" („offenes Buch“) mit spiegelgleicher Maserung reproduzieren kann. Es handelt sich um einen Effekt, der in der Natur sehr selten und wertvoll ist, denn hier bedarf es einer speziellen Verarbeitung, bei der von besonderen und ausgewählten Blöcken ausgegangen wird. Diese Prototypen der "idealen" Schönheit, die bisher den Luxusbauten vorbehalten war, gibt es heute – dank des technologischen Fortschritts von MAXIFINE - kontinuierlich.

VERWENDUNG

Die Platten Block A-Block B können paarweise verlegt werden, indem sie wie im Bild ausgerichtet werden oder aber auch auf dem Kopf. Sie lassen sich auch bei Mehrfachkompositionen im Quadrat oder in der Reihe benutzen, wobei das Modul mehrere Male wiederholt wird.

CALACATTA



300x150 . 120"x60"

BLOCK A

BLOCK B



6 MM




LUCIDATO
E SQUADRATO




PRELUCIDATO
E SQUADRATO

M



ALPS HEART



300x150 . 120"x60"

150x150 . 60"x60"


150x75 . 60"x30"

75x75 . 30"x30"


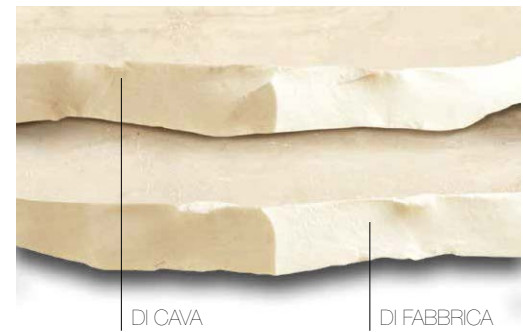
75x37,5 . 30"x15"

 6 MM

 LUCIDATO
E SQUADRATO



TRAVERTINO CLASSICO



300x150 . 120"x60"

150x150 . 60"x60"

150x75 . 60"x30"

75x75 . 30"x30"

75x37,5 . 30"x15"

 6 MM

 LUCIDATO
E SQUADRATO


M

CREMA MARFIL EXTRA



DI CAVA

DI FABBRICA



300x150 . 120"x60"

150x150 . 60"x60"

150x75 . 60"x30"

75x75 . 30"x30"

75x37,5 . 30"x15"

X 6 MM



LU LUCIDATO
E SQUADRATO

PL PRELUCIDATO
E SQUADRATO

M



ONICE ORO



300x150 . 120"x60"

150x150 . 60"x60"

150x75 . 60"x30"

75x75 . 30"x30"

75x37,5 . 30"x15"

 6 MM

 LUCIDATO
E SQUADRATO

 PRELUCIDATO
E SQUADRATO

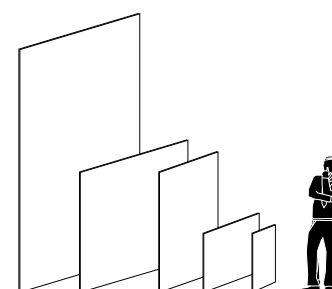


TRAVERTINO



DI CAVA

DI FABBRICA



300x150 . 120"x60"

150x150 . 60"x60"

150x75 . 60"x30"

75x75 . 30"x30"

75x37,5 . 30"x15"


 6 MM

 LUCIDATO
E SQUADRATO

 PRELUCIDATO
E SQUADRATO



ERAMOSA



300x150 . 120"x60"

150x150 . 60"x60"

150x75 . 60"x30"

 6 MM

 LUCIDATO
E SQUADRATO




GAUDI STONE



DI CAVA

DI FABBRICA



300x150 . 120"x60"

150x150 . 60"x60"

150x75 . 60"x30"

75x75 . 30"x30"

75x37,5 . 30"x15"



 6 MM

 LUCIDATO
E SQUADRATO

M



ONICE VERDE



300x150 . 120"x60"

150x150 . 60"x60"

150x75 . 60"x30"

75x75 . 30"x30"

75x37,5 . 30"x15"

 6 MM



 LUCIDATO
E SQUADRATO

 SILKY
E SQUADRATO

M



ONICE GRIGIO



300x150 . 120"x60"

150x150 . 60"x60"

150x75 . 60"x30"


75x75 . 30"x30"

75x37,5 . 30"x15"


X 6 MM

LU LUCIDATO
E SQUADRATO

SY SILKY
E SQUADRATO



BLUE DE SAVOIE



300x150 . 120"x60"

150x150 . 60"x60"

150x75 . 60"x30"

75x75 . 30"x30"

75x37,5 . 30"x15"


X 6 MM

LU LUCIDATO
E SQUADRATO

PL PRELUCIDATO
E SQUADRATO



STONE GREY



300x150 . 120"x60"

150x150 . 60"x60"

150x75 . 60"x30"

75x75 . 30"x30"

75x37,5 . 30"x15"

 6 MM

 LUCIDATO
E SQUADRATO

 PRELUCIDATO
E SQUADRATO

M




PORTORO



DI CAVA

DI FABBRICA



300x150 . 120"x60"

150x150 . 60"x60"

150x75 . 60"x30"

75x75 . 30"x30"

75x37,5 . 30"x15"

 6 MM

 LUCIDATO
E SQUADRATO




BLACK VENATO



DI CAVA

DI FABBRICA



300x150 . 120"x60"

150x150 . 60"x60"

150x75 . 60"x30"


75x75 . 30"x30"

75x37,5 . 30"x15"

 6 MM

 LUCIDATO
E SQUADRATO

M




BLACK MARQUINIA



DI CAVA

DI FABBRICA



300x150 . 120"x60"

150x150 . 60"x60"

150x75 . 60"x30"

75x75 . 30"x30"

75x37,5 . 30"x15"

 6 MM

LU LUCIDATO
E SQUADRATO

SY SILKY
E SQUADRATO

Disponibile anche . Available also . Disponible aussi . Verfügbar auch

SAPIENSTONE

DARK MARQUINA

 12 MM

328x154 . 129"x60"




CITYSTONE PEARL



DI CAVA

DI FABBRICA



300x100 . 120"x40"

100x100 . 40"x40"

 6 MM

 NATURALE
E QUADRATO

Disponibile anche . Available also . Disponible aussi . Verfügbar auch

SAPIENSTONE


LIGHT EARTH

 12 MM

328x154 . 129"x60"



CITYSTONE GREY



300x100 . 120"x40"

100x100 . 40"x40"

 6 MM

 NATURALE
E SQUADRATO

Disponibile anche . Available also . Disponible aussi . Verfügbar auch

SAPIENSTONE


GREY EARTH

 12 MM

328x154 . 129"x60"



CITYSTONE DOVE



300x100 . 120"x40"

100x100 . 40"x40"

 6 MM

 NATURALE
E SQUADRATO

Disponibile anche . Available also . Disponible aussi . Verfügbar auch

SAPIENSTONE

SAND EARTH

 12 MM

328x154 . 129"x60"


S

CITYSTONE BROWN



DI CAVA

DI FABBRICA



300x100 . 120"x40"

100x100 . 40"x40"

 6 MM

 NATURALE
E QUADRATO

Disponibile anche . Available also . Disponible aussi . Verfügbar auch

SAPIENSTONE



BROWN EARTH

 12 MM

328x154 . 129"x60"



LIMESTONE MOON



300x100 . 120"x40"

150x100 . 60"x40"


100x100 . 40"x40"

 6 MM

 STRUTTURATO
R10



LIMESTONE ASH



300x100 . 120"x40"

150x100 . 60"x40"

100x100 . 40"x40"

 6 MM

 STRUTTURATO
R10




LIMESTONE DEEP



DI CAVA

DI FABBRICA



300x100 . 120"x40"

150x100 . 60"x40"



100x100 . 40"x40"

 6 MM

 STRUTTURATO
R10



LAVICA PEARL



300x100 . 120"x40"

150x100 . 60"x40"

100x100 . 40"x40"


 6 MM

 PRELUCIDATO
E SQUADRATO

 NATURALE
E SQUADRATO




LAVICA BEIGE



DI CAVA

DI FABBRICA



300x100 . 120"x40"

150x100 . 60"x40"

100x100 . 40"x40"



 6 MM

PL PRELUCIDATO
E SQUADRATO

N NATURALE
E SQUADRATO



LAVICA GREY



300x100 . 120"x40"

150x100 . 60"x40"

100x100 . 40"x40"

 6 MM

 PRELUCIDATO
E SQUADRATO

 NATURALE
E SQUADRATO


S

LAVICA DARK



DI CAVA

DI FABBRICA



300x100 . 120"x40"

150x100 . 60"x40"

100x100 . 40"x40"


 6 MM

 PRELUCIDATO
E SQUADRATO

 NATURALE
E SQUADRATO


S

LAVICA BLACK



DI CAVA

DI FABBRICA



300x100 . 120"x40"

150x100 . 60"x40"

100x100 . 40"x40"

 6 MM

PL PRELUCIDATO
E SQUADRATO

N NATURALE
E SQUADRATO

Disponibile anche . Available also . Disponible aussi . Verfügbar auch

SAPIENSTONE


BASALT BLACK

 12 MM

328x154 . 129"x60"



CORTEN



300x150 . 120"x60"

150x150 . 60"x60"

150x75 . 60"x30"

75x75 . 30"x30"

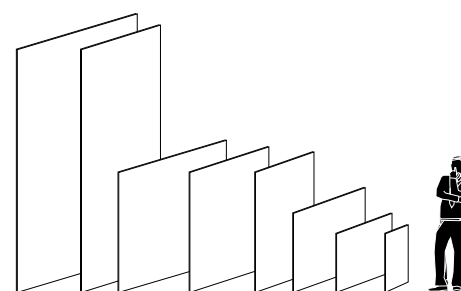
75x37,5 . 30"x15"

 6 MM

 NATURALE
E SQUADRATO



IRON GREY



300x150 . 120"x60"

300x100 . 120"x40"

150x150 . 60"x60"

150x100 . 60"x40"

150x75 . 60"x30"

100x100 . 40"x40"

75x75 . 30"x30"

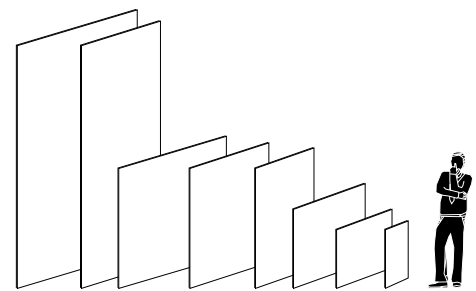
75x37,5 . 30"x15"

 6 MM

 NATURALE
E SQUADRATO



IRON BRONZE



300x150 . 120"x60"

300x100 . 120"x40"

150x150 . 60"x60"

150x100 . 60"x40"

150x75 . 60"x30"

100x100 . 40"x40"

75x75 . 30"x30"

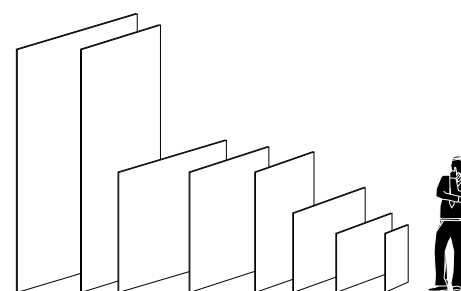
75x37,5 . 30"x15"

 6 MM

 NATURALE
E SQUADRATO



IRON BLACK



300x150 . 120"x60"

300x100 . 120"x40"

150x150 . 60"x60"

150x100 . 60"x40"

150x75 . 60"x30"

100x100 . 40"x40"

75x75 . 30"x30"

75x37,5 . 30"x15"


 6 MM

 NATURALE
E SQUADRATO



CLUSTER WHITE

New



100x100 . 40"x40"

 6 MM


 SILKY
E SQUADRATO

 NATURALE
E SQUADRATO R10

D

CLUSTER IRON

New



100x100 . 40"x40"

 6 MM


 SILKY
E SQUADRATO

 NATURALE
E SQUADRATO R10

D

CLUSTER GREY

New



100x100 . 40"x40"

 6 MM


 SILKY
E SQUADRATO

 NATURALE
E SQUADRATO R10

D

CLUSTER BROWN

New



100x100 . 40"x40"

 6 MM


 SILKY
E SQUADRATO

 NATURALE
E SQUADRATO R10

D

CLUSTER DARK

New



100x100 . 40"x40"

 6 MM

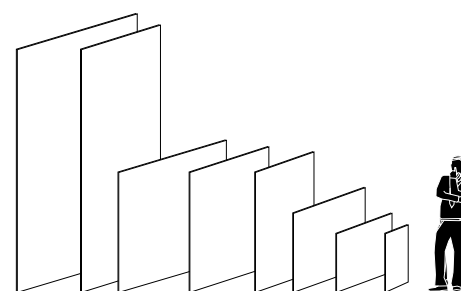
 SILKY
E SQUADRATO

 NATURALE
E SQUADRATO R10



WALK ON SNOW

New



300x150 . 120"x60"

300x100 . 120"x40"

150x150 . 60"x60"

150x100 . 60"x40"

150x75 . 60"x30"

100x100 . 40"x40"

75x75 . 30"x30"

75x37,5 . 30"x15"

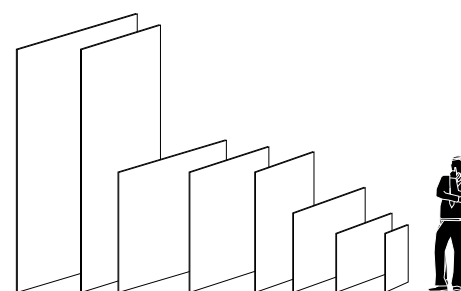
 6 MM

 NATURALE
E SQUADRATO R10



WALK ON SAND

New



300x150 . 120"x60"

300x100 . 120"x40"

150x150 . 60"x60"

150x100 . 60"x40"

150x75 . 60"x30"

100x100 . 40"x40"

75x75 . 30"x30"

75x37,5 . 30"x15"

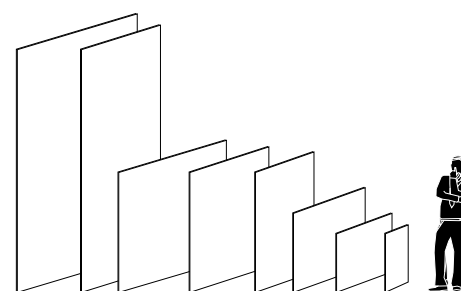
 6 MM

 NATURALE
E SQUADRATO R10



WALK ON HAZEL

New



300x150 . 120"x60"

300x100 . 120"x40"

150x150 . 60"x60"

150x100 . 60"x40"

150x75 . 60"x30"

100x100 . 40"x40"

75x75 . 30"x30"

75x37,5 . 30"x15"

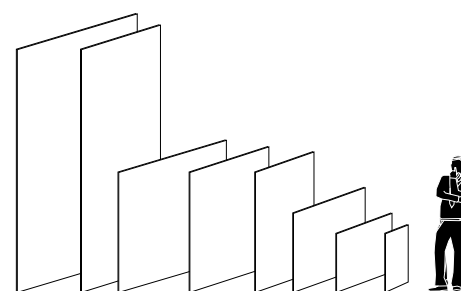
 6 MM

 NATURALE
E SQUADRATO R10



WALK ON SILVER

New



300x150 . 120"x60"

300x100 . 120"x40"

150x150 . 60"x60"

150x100 . 60"x40"

150x75 . 60"x30"

100x100 . 40"x40"

75x75 . 30"x30"

75x37,5 . 30"x15"

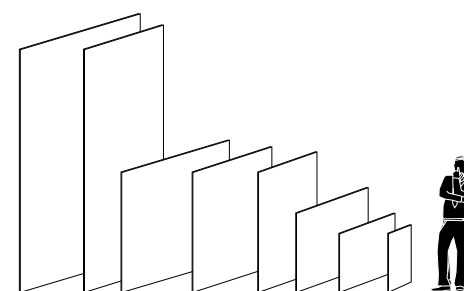
 6 MM

 NATURALE
E SQUADRATO R10



WALK ON DUSK

New



300x150 . 120"x60"

300x100 . 120"x40"

150x150 . 60"x60"

150x100 . 60"x40"

150x75 . 60"x30"

100x100 . 40"x40"

75x75 . 30"x30"

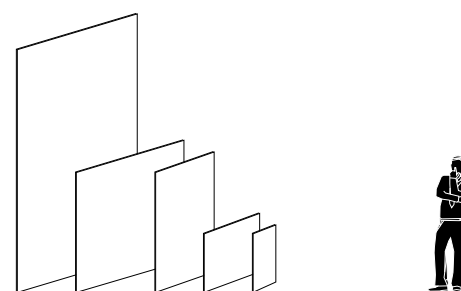
75x37,5 . 30"x15"

 6 MM

 NATURALE
E SQUADRATO R10



ROADS WHITE PURITY



300x150 . 120"x60"

150x150 . 60"x60"

150x75 . 60"x30"

75x75 . 30"x30"

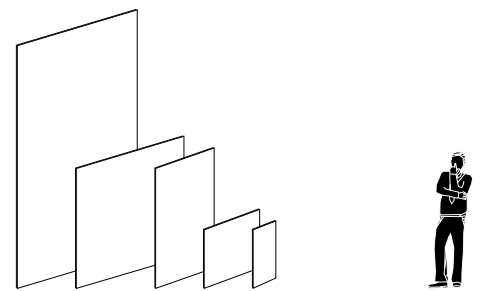
75x37,5 . 30"x15"

 6 MM

 NATURALE
E QUADRATO



ROADS SAND HEART



300x150 . 120"x60"

150x150 . 60"x60"

150x75 . 60"x30"

75x75 . 30"x30"

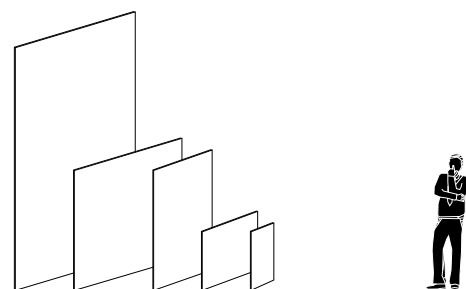
75x37,5 . 30"x15"

 6 MM

 NATURALE
E QUADRATO



ROADS PEARL MIND



300x150 . 120"x60"

150x150 . 60"x60"

150x75 . 60"x30"

75x75 . 30"x30"

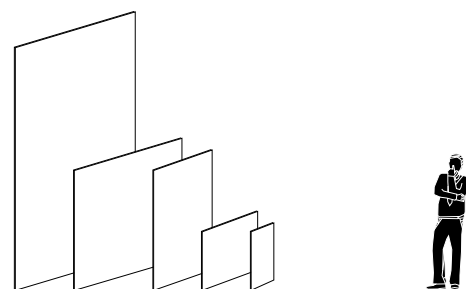
75x37,5 . 30"x15"

 6 MM

 NATURALE
E SQUADRATO



ROADS GREY CALM



300x150 . 120"x60"

150x150 . 60"x60"

150x75 . 60"x30"

75x75 . 30"x30"

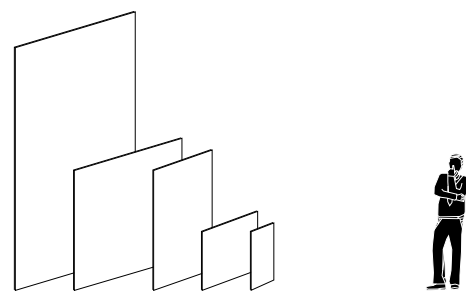
75x37,5 . 30"x15"

 6 MM

 NATURALE
E QUADRATO



ROADS COFFEE TRUTH



300x150 . 120"x60"

150x150 . 60"x60"

150x75 . 60"x30"

75x75 . 30"x30"

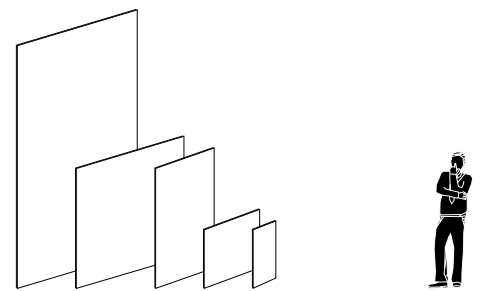
75x37,5 . 30"x15"

 6 MM

 NATURALE
E SQUADRATO



ROADS DARK DEPTH



300x150 . 120"x60"

150x150 . 60"x60"

150x75 . 60"x30"

75x75 . 30"x30"

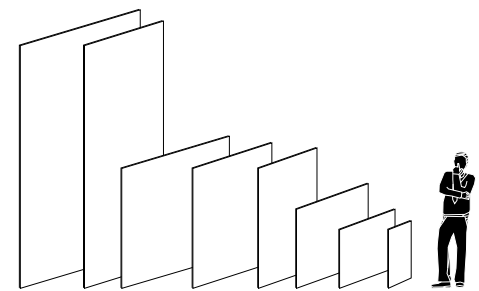
75x37,5 . 30"x15"

 6 MM

 NATURALE
E QUADRATO



CHROMOCODE 3D TITANIUM WHITE



300x150 . 120"x60"

300x100 . 120"x40"

150x150 . 60"x60"

150x100 . 60"x40"

150x75 . 60"x30"

100x100 . 40"x40"

75x75 . 30"x30"

75x37,5 . 30"x15"

 6 MM

 LUCIDATO
E SQUADRATO

 NATURALE
E SQUADRATO

Disponibile anche . Available also . Disponible aussi . Verfügbar auch

SAPIENSTONE

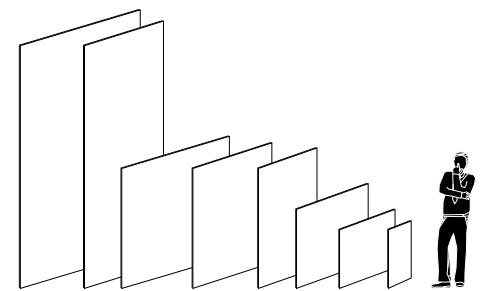
UNI ICE

 12 MM

325x150 . 128"x59"



CHROMOCODE IVORY BLACK



300x150 . 120"x60"

300x100 . 120"x40"

150x150 . 60"x60"

150x100 . 60"x40"

150x75 . 60"x30"

100x100 . 40"x40"

75x75 . 30"x30"

75x37,5 . 30"x15"

 6 MM

 LUCIDATO
E SQUADRATO

 NATURALE
E SQUADRATO

Metal **XXL** inspiration
267



Avenue **XXL** inspiration
259



Avenue xxl


- 265 AVENUE AMBER
- 259 AVENUE IVORY
- 263 AVENUE PLUMB
- 261 AVENUE SILVER

Metal xxl

- 275 METAL BLACK
- 277 METAL CINIS BLACK
- 277 METAL PATCH BLACK
- 271 METAL GREY
- 273 METAL CINIS GREY
- 273 METAL PATCH GREY
- 267 METAL WHITE
- 269 METAL CINIS WHITE
- 269 METAL PATCH WHITE



AVENUE IVORY



300x100 . 120"x40"


150x100 . 60"x40"

100x100 . 40"x40"

X 6 MM

N NATURALE
E QUADRATO

AVENUE SILVER



300x100 . 120"x40"

150x100 . 60"x40"

100x100 . 40"x40"

 6 MM

 NATURALE
E QUADRATO

Disponibile anche . Available also . Disponible aussi . Verfügbar auch


SAPIENSTONE

URBAN ARGENTO

 12 MM

328x154 . 129"x60"

AVENUE PLUMB



300x100 . 120"x40"


150x100 . 60"x40"

100x100 . 40"x40"

 6 MM

 NATURALE
E QUADRATO

AVENUE AMBER



300x100 . 120"x40"

150x100 . 60"x40"

100x100 . 40"x40"

 6 MM

 NATURALE
E QUADRATO

Disponibile anche . Available also . Disponible aussi . Verfügbar auch


SAPIENSTONE

URBAN ANTRACITE

 12 MM

328x154 . 129"x60"

METAL WHITE



300x150 . 120"x60"

150x150 . 60"x60"

150x75 . 60"x30"

75x75 . 30"x30"

75x37,5 . 30"x15"


X 6 MM

M METAL
E SQUADRATO

CH CHROME
E SQUADRATO



CINIS



PATCH




METAL CINIS/PATCH WHITE

Due diversi pattern decorativi tono su tono, sui tre colori in gamma.

Two different decorative patterns in matching tones, in the three colours in the range.

Deux motifs décoratifs différents ton sur ton déclinés dans les trois couleurs de la gamme.

Zwei verschiedene Ton-in-Ton deklinierte Deko-Muster bei drei Farben der Palette.



300x150 . 120"x60"

150x150 . 60"x60"


150x75 . 60"x30"

X 6 MM

M METAL
E SQUADRATO

CH CHROME
E SQUADRATO

METAL GREY



300x150 . 120"x60"

150x150 . 60"x60"

150x75 . 60"x30"

75x75 . 30"x30"

75x37,5 . 30"x15"

X 6 MM

M METAL
E SQUADRATO

CH CHROME
E SQUADRATO



Disponibile anche . Available also . Disponible aussi . Verfügbar auch

SAPIENSTONE

MALM GREY

X 12 MM

328x154 . 129"x60"






METAL CINIS/PATCH GREY

Due diversi pattern decorativi tono su tono, sui tre colori in gamma.

Two different decorative patterns in matching tones, in the three colours in the range.

Deux motifs décoratifs différents ton sur ton déclinés dans les trois couleurs de la gamme.

Zwei verschiedene Ton-in-Ton deklinierte Deko-Muster bei drei Farben der Palette.



300x150 . 120"x60"

150x150 . 60"x60"


150x75 . 60"x30"

X 6 MM

M METAL
E SQUADRATO

CH CHROME
E SQUADRATO

METAL BLACK



300x150 . 120"x60"

150x150 . 60"x60"

150x75 . 60"x30"

75x75 . 30"x30"

75x37,5 . 30"x15"

X 6 MM

M METAL
E SQUADRATO

CH CHROME
E SQUADRATO

Disponibile anche . Available also . Disponible aussi . Verfügbar auch

SAPIENSTONE


MALM BLACK

X 12 MM


328x154 . 129"x60"



CINIS



PATCH




METAL CINIS/PATCH BLACK

Due diversi pattern decorativi tono su tono, sui tre colori in gamma.

Two different decorative patterns in matching tones, in the three colours in the range.

Deux motifs décoratifs différents ton sur ton déclinés dans les trois couleurs de la gamme.

Zwei verschiedene Ton-in-Ton deklinierte Deko-Muster bei drei Farben der Palette.



300x150 . 120"x60"

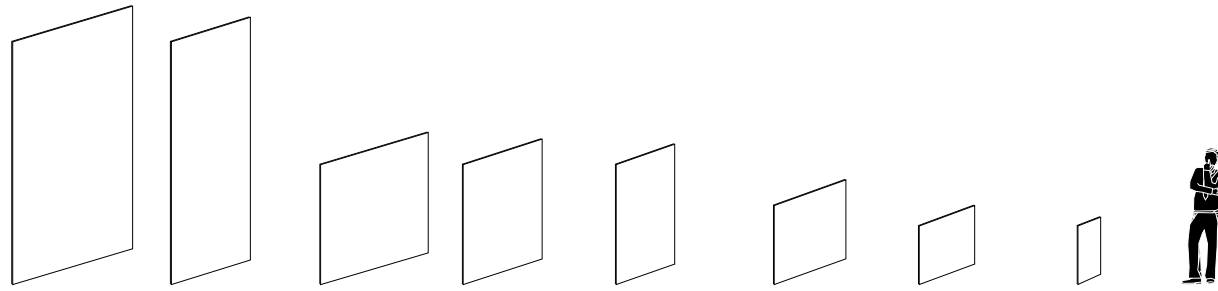
150x150 . 60"x60"

150x75 . 60"x30"

X 6 MM

M METAL
E SQUADRATO

CH CHROME
E SQUADRATO

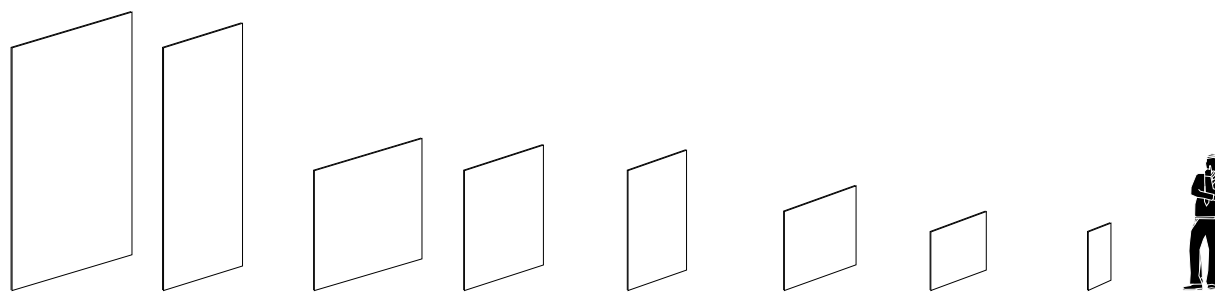


Marble inspiration ✂ 6 MM

300x150 120"x60" 300x100 120"x40" 150x150 60"x60" 150x100 60"x40" 150x75 60"x30" 100x100 40"x40" 75x75 30"x30" 75x37,5 30"x15"















THASSOS	LU	L315189MF6	L310189MF6	L150189MF6	L1510189MF6	L175189MF6	L100189MF6	L75189MF6	L737189MF6
	PL	P315189MF6	P310189MF6	P150189MF6	P1510189MF6	P175189MF6	P100189MF6	P75189MF6	P737189MF6
ESTREMOZ CREMA	LU	L315316MF6	-	L150316MF6	-	L175316MF6	-	L75316MF6	L737316MF6
CALACATTA	LU	L315265MF6	L310265MF6	L150265MF6	L1510265MF6	L175265MF6	L100265MF6	L75265MF6	L737265MF6
	PL	P315265MF6	P310265MF6	P150265MF6	P1510265MF6	P175265MF6	P100265MF6	P75265MF6	P737265MF6
CALACATTA BLOCK-A	LU	L315268MF6	-	-	-	-	-	-	-
	PL	P315268MF6	-	-	-	-	-	-	-
CALACATTA BLOCK-B	LU	L315267MF6	-	-	-	-	-	-	-
	PL	P315267MF6	-	-	-	-	-	-	-
ALPS HEART	LU	L315297MF6	-	L150297MF6	-	L175297MF6	-	L75297MF6	L737297MF6
CREMA MARFIL EXTRA	LU	L315298MF6	-	L150298MF6	-	L175298MF6	-	L75298MF6	L737298MF6
	PL	P315298MF6	-	P150298MF6	-	P175298MF6	-	P75298MF6	P737298MF6
ERAMOSIA	LU	L315315MF6	-	L150315MF6	-	L175315MF6	-	-	-
GAUDI STONE	LU	L315336MF6	-	L150336MF6	-	L175336MF6	-	L75336MF6	L737336MF6
PORTORO	LU	L315337MF6	-	L150337MF6	-	L175337MF6	-	L75337MF6	L737337MF6
SAHARA NOIR	LU	L315364MF6	-	L150364MF6	-	L175364MF6	-	L75364MF6	L737364MF6
SAHARA NOIR	SY	SY315364MF6	-	SY150364MF6	-	SY175364MF6	-	SY75364MF6	SY737364MF6
VEINED WHITE	LU	L315339MF6	-	L150339MF6	-	L175339MF6	-	L75339MF6	L737339MF6
	SY	SY315339MF6	-	SY150339MF6	-	SY175339MF6	-	SY75339MF6	SY737339MF6
BIANCO VENATO EXTRA	LU	L315300MF6	-	L150300MF6	-	L175300MF6	-	L75300MF6	L737300MF6
	PL	P315300MF6	-	P150300MF6	-	P175300MF6	-	P75300MF6	P737300MF6
BIANCO VENATO EXTRA BLOCK-A	LU	L315301MF6	-	-	-	-	-	-	-
	PL	P315301MF6	-	-	-	-	-	-	-
BIANCO VENATO EXTRA BLOCK-B	LU	L315302MF6	-	-	-	-	-	-	-
	PL	P315302MF6	-	-	-	-	-	-	-

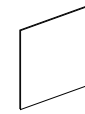

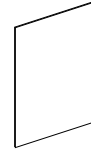
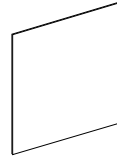

LU	LUCIDATO E SQUADRATO
SY	SILKY E SQUADRATO
PL	PRELUCIDATO E SQUADRATO
N	NATURALE E SQUADRATO
ST	STRUTTURATO R10 A+B



Marble inspiration ✂ 6 MM

300x150 120"x60"
 300x100 120"x40"
 150x150 60"x60"
 150x100 60"x40"
 150x75 60"x30"
 100x100 40"x40"
 75x75 30"x30"
 75x37,5 30"x15"

	LU	L315332MF6	-	L150332MF6	-	L175332MF6	-	L75332MF6	L737332MF6
	LU	L315317MF6	-	L150317MF6	-	L175317MF6	-	L75317MF6	L737317MF6
	PL	P315317MF6	-	P150317MF6	-	P175317MF6	-	P75317MF6	P737317MF6
	LU	L315318MF6	-	-	-	-	-	-	-
	LU	L315319MF6	-	-	-	-	-	-	-
	LU	L315334MF6	-	L150334MF6	-	L175334MF6	-	L75334MF6	L737334MF6
	LU	-	-	L150320MF6	-	L175320MF6	-	L75320MF6	L737320MF6
	PL	-	-	P150320MF6	-	P175320MF6	-	P75320MF6	P737320MF6
	LU	L315320MF6A	-	-	-	-	-	-	-
	PL	P315320MF6A	-	-	-	-	-	-	-
	LU	L315320MF6B	-	-	-	-	-	-	-
	PL	P315320MF6B	-	-	-	-	-	-	-
	LU	L315326MF6	-	L150326MF6	-	L175326MF6	-	L75326MF6	L737326MF6
	PL	P315326MF6	-	P150326MF6	-	P175326MF6	-	P75326MF6	P737326MF6
	LU	L315359MF6	-	L150359MF6	-	L175359MF6	-	L75359MF6	L737359MF6
	SY	SY315359MF6	-	SY150359MF6	-	SY175359MF6	-	SY75359MF6	SY737359MF6
	LU	L315327MF6	-	L150327MF6	-	L175327MF6	-	L75327MF6	L737327MF6
	PL	P315327MF6	-	P150327MF6	-	P175327MF6	-	P75327MF6	P737327MF6
	LU	L315335MF6	-	L150335MF6	-	L175335MF6	-	L75335MF6	L737335MF6
	PL	P315335MF6	-	P150335MF6	-	P175335MF6	-	P75335MF6	P737335MF6
	LU	L315314MF6	-	L150314MF6	-	L175314MF6	-	L75314MF6	L737314MF6
	LU	L315338MF6	-	L150338MF6	-	L175338MF6	-	L75338MF6	L737338MF6
	SY	SY315338MF6	-	SY150338MF6	-	SY175338MF6	-	SY75338MF6	SY737338MF6



Marble inspiration ✂ 6 MM

300x150
120"x60"

300x100
120"x40"

150x150
60"x60"

150x100
60"x40"

150x75
60"x30"

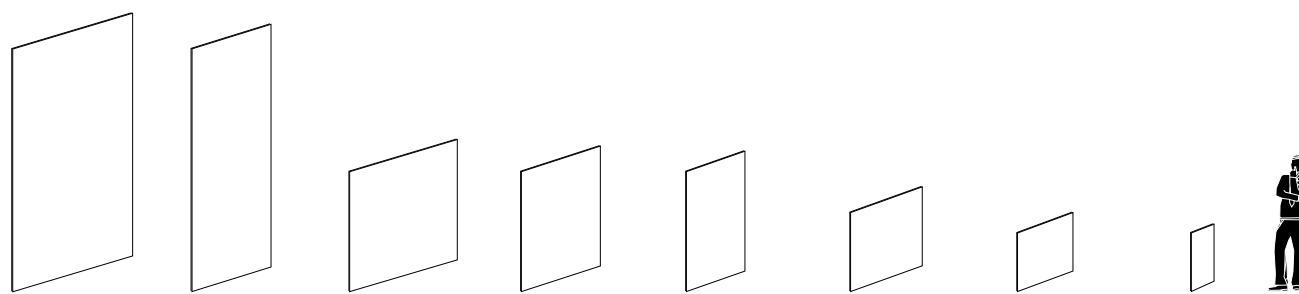
100x100
40"x40"

75x75
30"x30"

75x37,5
30"x15"

ONICE GHIACCIO	LU	L315353MF6	-	L150353MF6	-	L175353MF6	-	L75353MF6	L737353MF6
ONICE GHIACCIO BLOCK A	LU	L315360MF6	-	-	-	-	-	-	-
ONICE GHIACCIO BLOCK B	LU	L315360MF6	-	-	-	-	-	-	-
ONICE REALE	LU	L315354MF6	-	L150354MF6	-	L175354MF6	-	L75354MF6	L737354MF6
ONICE ALABASTRINO	LU	L315358MF6	-	L150358MF6	-	L175358MF6	-	L75358MF6	L737358MF6
ONICE AMBRA	LU	L315355MF6	-	L150355MF6	-	L175355MF6	-	L75355MF6	L737355MF6
ONICE MALAGA	LU	L315356MF6	-	L150356MF6	-	L175356MF6	-	L75356MF6	L737356MF6
ONICE GIADA	LU	L315357MF6	-	L150357MF6	-	L175357MF6	-	L75357MF6	L737357MF6
ONICE GIADA BLOCK A	LU	L315362MF6	-	-	-	-	-	-	-
ONICE GIADA BLOCK B	LU	L315363MF6	-	-	-	-	-	-	-
ONICE AVORIO	LU	L315340MF6	-	L150340MF6	-	L175340MF6	-	L75340MF6	L737340MF6
	SY	SY315340MF6	-	SY150340MF6	-	SY175340MF6	-	SY75340MF6	SY737340MF6
ONICE GRIGIO	LU	L315341MF6	-	L150341MF6	-	L175341MF6	-	L75341MF6	L737341MF6
	SY	SY315341MF6	-	SY150341MF6	-	SY175341MF6	-	SY75341MF6	SY737341MF6
ONICE VERDE	LU	L315342MF6	-	L150342MF6	-	L175342MF6	-	L75342MF6	L737342MF6
	SY	SY315342MF6	-	SY150342MF6	-	SY175342MF6	-	SY75342MF6	SY737342MF6
ONICE PERLA	LU	L315290MF6	-	L150290MF6	-	L175290MF6	-	L75290MF6	L737290MF6
	PL	P315290MF6	-	P150290MF6	-	P175290MF6	-	P75290MF6	P737290MF6
ONICE ORO	LU	L315289MF6	-	L150289MF6	-	L175289MF6	-	L75289MF6	L737289MF6
	PL	P315289MF6	-	P150289MF6	-	P175289MF6	-	P75289MF6	P737289MF6

LU	LUCIDATO E SQUADRATO
SY	SILKY E SQUADRATO
PL	PRELUCIDATO E SQUADRATO
N	NATURALE E SQUADRATO
ST	STRUTTURATO R10 A+B



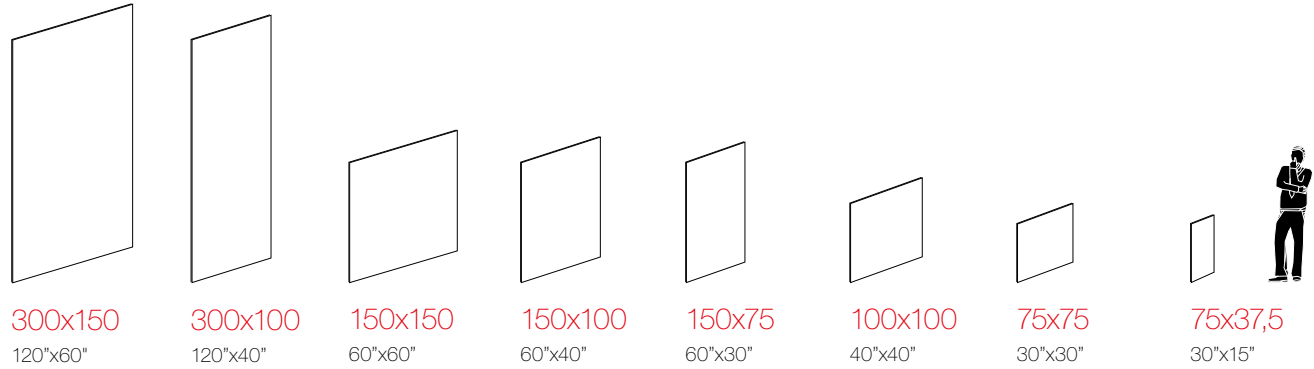
Marble inspiration ✂ 6 MM

300x150 120"x60"	300x100 120"x40"	150x150 60"x60"	150x100 60"x40"	150x75 60"x30"	100x100 40"x40"	75x75 30"x30"	75x37,5 30"x15"
---------------------	---------------------	--------------------	--------------------	-------------------	--------------------	------------------	--------------------

TRAVERTINO	LU	L315288MF6	-	L150288MF6	-	L175288MF6	-	L75288MF6	L737288MF6
	PL	P315288MF6	-	P150288MF6	-	P175288MF6	-	P75288MF6	P737288MF6
TRAVERTINO CLASSICO	LU	L315328MF6	-	L150328MF6	-	L175328MF6	-	L75328MF6	L737328MF6

Stone inspiration ✂ 6 MM

CITYSTONE PEARL	N	-	P310333MF6	-	-	-	P100333MF6	-	-
CITYSTONE GREY	N	-	P310334MF6	-	-	-	P100334MF6	-	-
CITYSTONE DOVE	N	-	P310335MF6	-	-	-	P100335MF6	-	-
CITYSTONE BROWN	N	-	P310336MF6	-	-	-	P100336MF6	-	-
LIMESTONE MOON	ST R10 A+B	-	P310311MF6	-	P1510311MF6	-	P100311MF6	-	-
LIMESTONE ASH	ST R10 A+B	-	P310312MF6	-	P1510312MF6	-	P100312MF6	-	-
LIMESTONE DEEP	ST R10 A+B	-	P310313MF6	-	P1510313MF6	-	P100313MF6	-	-
LAVICA PEARL	PL	-	L310303MF6	-	-	-	L100303MF6	-	-
	N	-	P310303MF6	-	P1510303MF6	-	P100303MF6	-	-
LAVICA BEIGE	PL	-	L310306MF6	-	-	-	L100306MF6	-	-
	N	-	P310306MF6	-	P1510306MF6	-	P100306MF6	-	-
LAVICA DARK	PL	-	L310305MF6	-	-	-	L100305MF6	-	-
	N	-	P310305MF6	-	P1510305MF6	-	P100305MF6	-	-
LAVICA GREY	PL	-	L310304MF6	-	-	-	L100304MF6	-	-
	N	-	P310304MF6	-	P1510304MF6	-	P100304MF6	-	-
LAVICA BLACK	PL	-	L310307MF6	-	-	-	L100307MF6	-	-
	N	-	P310307MF6	-	P1510307MF6	-	P100307MF6	-	-



Iron inspiration

✂ 6 MM

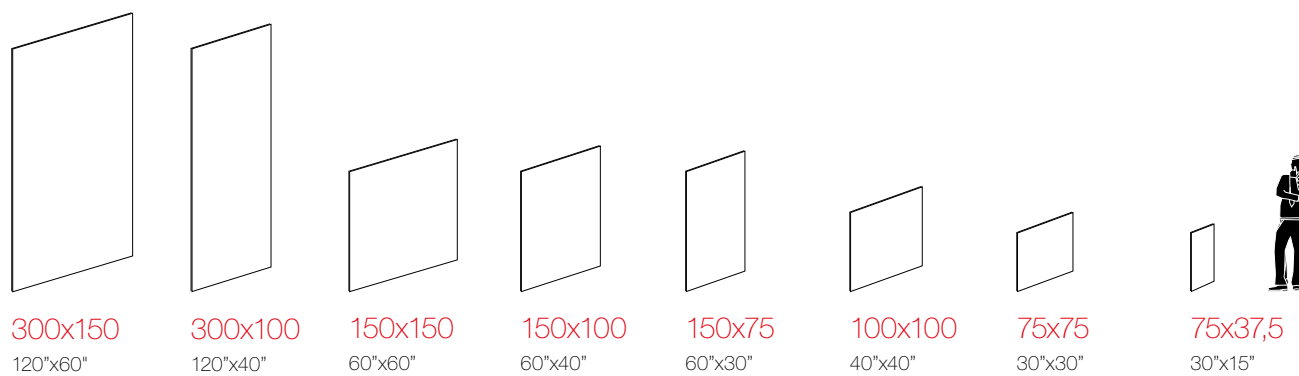
CORTEN	N	P315276MF6	-	P150276MF6	-	P175276MF6	-	P75276MF6	P737276MF6
IRON BRONZE	N	P315330MF6	P310330MF6	P150330MF6	P1510330MF6	P175330MF6	P100330MF6	P75330MF6	P737330MF6
IRON BLACK	N	P315329MF6	P310329MF6	P150329MF6	P1510329MF6	P175329MF6	P100329MF6	P75329MF6	P737329MF6
IRON GREY	N	P315331MF6	P310331MF6	P150331MF6	P1510331MF6	P175331MF6	P100331MF6	P75331MF6	P737331MF6

Design inspiration

✂ 6 MM

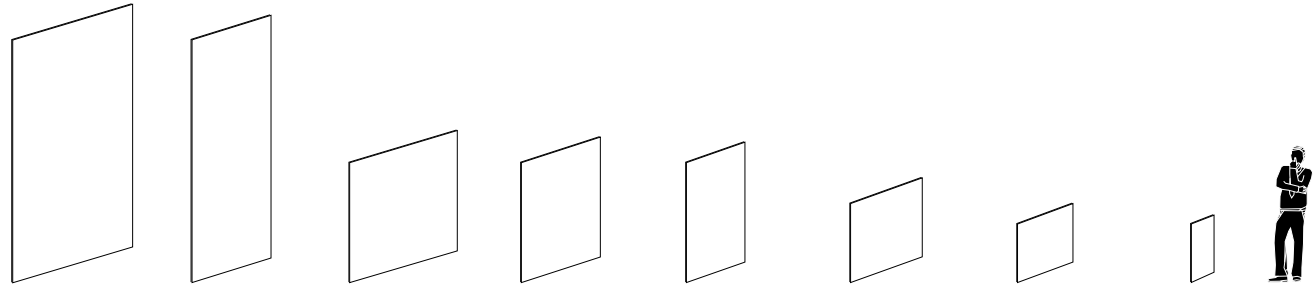
CLUSTER WHITE	SY	-	-	-	-	-	SY100347MF6	-	-
	N	-	-	-	-	-	P100347MF6	-	-
CLUSTER IRON	SY	-	-	-	-	-	SY100350MF6	-	-
	N	-	-	-	-	-	P100350MF6	-	-
CLUSTER GREY	SY	-	-	-	-	-	SY100349MF6	-	-
	N	-	-	-	-	-	P100349MF6	-	-
CLUSTER BROWN	SY	-	-	-	-	-	SY100351MF6	-	-
	N	-	-	-	-	-	P100351MF6	-	-
CLUSTER DARK	SY	-	-	-	-	-	SY100348MF6	-	-
	N	-	-	-	-	-	P100348MF6	-	-
WALK ON SNOW	N R10	P315343MF6	P310343MF6	P150343MF6	P1510343MF6	P175343MF6	P100343MF6	P75343MF6	P737343MF6
WALK ON SAND	N R10	P315352MF6	P310352MF6	P150352MF6	P1510352MF6	P175352MF6	P100352MF6	P75352MF6	P737352MF6
WALK ON HAZEL	N R10	P315346MF6	P310346MF6	P150346MF6	P1510346MF6	P175346MF6	P100346MF6	P75346MF6	P737346MF6
WALK ON SILVER	N R10	P315344MF6	P310344MF6	P150344MF6	P1510344MF6	P175344MF6	P100344MF6	P75344MF6	P737344MF6
WALK ON DUSK	N R10	P315345MF6	P310345MF6	P150345MF6	P1510345MF6	P175345MF6	P100345MF6	P75345MF6	P737345MF6

- LU** LUCIDATO
E SQUADRATO
- SY** SILKY
E SQUADRATO
- PL** PRELUCIDATO
E SQUADRATO
- N** NATURALE
E SQUADRATO
- ST** STRUTTURATO
R10 A+B



Design inspiration 6 MM

ROADS WHITE PURITY	N	P315197MF6	-	P150197MF6	-	P175197MF6	-	P75197MF6	P737197MF6
ROADS SAND HEARTH	N	P315198MF6	-	P150198MF6	-	P175198MF6	-	P75198MF6	P737198MF6
ROADS COFFEE TRUTH	N	P315199MF6	-	P150199MF6	-	P175199MF6	-	P75199MF6	P737199MF6
ROADS PEARL MIND	N	P315200MF6	-	P150200MF6	-	P175200MF6	-	P75200MF6	P737200MF6
ROADS GREY CALM	N	P315201MF6	-	P150201MF6	-	P175201MF6	-	P75201MF6	P737201MF6
ROADS DARK DEPTH	N	P315202MF6	-	P150202MF6	-	P175202MF6	-	P75202MF6	P737202MF6
CHROMOCODE 3D TITANIUM WHITE	LU	L315240MF6	L310240MF6	L150240MF6	L1510240MF6	L175240MF6	L100240MF6	L757240MF6	L737240MF6
	N	P315240MF6	P310240MF6	P150240MF6	P1510240MF6	P175240MF6	P100240MF6	P757240MF6	P737240MF6
CHROMOCODE 3D IVORY BLACK	LU	L315247MF6	L310247MF6	L150247MF6	L1510247MF6	L175247MF6	L100247MF6	L757247MF6	L737247MF6
	N	P315247MF6	P310247MF6	P150247MF6	P1510247MF6	P175247MF6	P100247MF6	P757247MF6	P737247MF6



Avenue xxl inspiration ✂ 6 MM

300x150 120"x60" 300x100 120"x40" 150x150 60"x60" 150x100 60"x40" 150x75 60"x30" 100x100 40"x40" 75x75 30"x30" 75x37,5 30"x15"

AVENUE IVORY	N	-	HI310023XL	-	HI1510023XL	-	HI100023XL	-	-
AVENUE SILVER	N	-	HI310024XL	-	HI1510024XL	-	HI100024XL	-	-
AVENUE PLUMB	N	-	HI310025XL	-	HI1510025XL	-	HI100025XL	-	-
AVENUE AMBER	N	-	HI310026XL	-	HI1510026XL	-	HI100026XL	-	-

Metal xxl inspiration ✂ 6 MM

METAL WHITE	M	HI315001XL	-	HI150001XL	-	HI175001XL	-	HI75001XL	HI737001XL
	CH	HI315004XL	-	HI150004XL	-	HI175004XL	-	HI75004XL	HI737004XL
METAL WHITE CINIS	M	HI315013XL	-	HI150013XL	-	HI175013XL	-	-	-
	CH	HI315016XL	-	HI150016XL	-	HI175016XL	-	-	-
METAL WHITE PATCH	M	HI315007XL	-	HI150007XL	-	HI175007XL	-	-	-
	CH	HI315010XL	-	HI150010XL	-	HI175010XL	-	-	-
METAL GREY	M	HI315002XL	-	HI150002XL	-	HI175002XL	-	HI75002XL	HI737002XL
	CH	HI315005XL	-	HI150005XL	-	HI175005XL	-	HI75005XL	HI737005XL
METAL GREY CINIS	M	HI315014XL	-	HI150014XL	-	HI175014XL	-	-	-
	CH	HI315017XL	-	HI150017XL	-	HI175017XL	-	-	-
METAL GREY PATCH	M	HI315008XL	-	HI150008XL	-	HI175008XL	-	-	-
	CH	HI315011XL	-	HI150011XL	-	HI175011XL	-	-	-
METAL BLACK	M	HI315003XL	-	HI150003XL	-	HI175003XL	-	HI75003XL	HI737003XL
	CH	HI315006XL	-	HI150006XL	-	HI175006XL	-	HI75006XL	HI737006XL
METAL BLACK CINIS	M	HI315015XL	-	HI150015XL	-	HI175015XL	-	-	-
	CH	HI315018XL	-	HI150018XL	-	HI175018XL	-	-	-
METAL BLACK PATCH	M	HI315009XL	-	HI150009XL	-	HI175009XL	-	-	-
	CH	HI315012XL	-	HI150012XL	-	HI175012XL	-	-	-

SAPIENSTONE

LE LEVIGATO
NON SQUADRATO

SY SILKY
NON SQUADRATO

PL PRELUCIDATO
NON SQUADRATO

N NATURALE
NON SQUADRATO



✂ 12 MM

NON SQUARED
NON SQUADRATI
NON ÉQUERRES
UNRECHTWINKELIG

328x154
129"x60"

BASALT BLACK	N	SSH3215501G
URBAN ANTRACITE	N	SSH3215504G
URBAN ARGENTO	N	SSH3215503G
MALM GREY	N	SSH3215509G
MALM GREY	PL	SSP3215509G
MALM BLACK	N	SSH3215510G
MALM BLACK	PL	SSP3215510G
BIANCO LASA	N	SSH3215508GST
BIANCO LASA	LE	SSP3215508GST
CALACATTA	N	SSH3215506G
CALACATTA	LE	SSP3215506G
BRIGHT ONYX	N	SSH3215513GST
BRIGHT ONYX	LE	SSP3215513GST
ARABESCATO	N	SSH3215511GST
ARABESCATO	LE	SSP3215511GST



✂ 12 MM

NON SQUARED
NON SQUADRATI
NON ÉQUERRES
UNRECHTWINKELIG

328x154
129"x60"

BROWN EARTH	N	SSH3215521G
SAND EARTH	N	SSH3215518G
GREY EARTH	N	SSH3215520G
LIGHT EARTH	N	SSH3215519G
UNI ICE	N	SSH3215505GST
UNI ICE	LE	SSP3215505GST
CALACATTA STATUARIO	N	SSH3215507GST
CALACATTA STATUARIO	LE	SSP3215507GST
DARK MARQUINIA	LE	SSP3215523GST
DARK MARQUINIA	SY	SSY3215523GST
ROVERE BUCKSKIN	N	SSH3215525G
ROVERE BAIO	N	SSH3215524G

BOOK-MATCH

Disponibile solo per ordini a book-match. Available on book-match order only. Disponible seulement pour commandes a livre ouvert. Nur verfügbar bei einer book-match Bestellung.



WHITE CALACATTA

WHITE CALACATTA
MIRRORED

WHITE CALACATTA

LE SSP3215522GST

SY SSY3215522GST

WHITE CALACATTA MIRRORED

LE SSP3215600GST

SY SSY3215600GST



CALACATTA STATUARIO

CALACATTA STATUARIO
MIRRORED

CALACATTA STATUARIO

LE SSP3215507GST

SY SSY3215507GST

CALACATTA STATUARIO MIRRORED

LE SSP3215601GST

SY SSY3215601GST

Delivered with **random veins**

VENATURA DELLE LASTRE E APPRONTAMENTO ORDINI

Per garantire la migliore resa estetica, le lastre Maxfine presentano un certo numero di facce differenti.

Nell'approntamento degli ordinativi, la selezione delle lastre rispetta la casualità tipica dei materiali naturali: non è perciò possibile garantire la continuità nel disegno della venatura tra i vari pezzi spediti. Maxfine nasce dalla combinazione della terra con il fuoco: l'eventuale continuità della venatura tra lastre diverse soggiace alla tipica tolleranza dei prodotti naturali.

SLAB VEINS AND ORDER PREPARATION

To ensure optimal aesthetic performance, Maxfine slabs have a certain number of different faces.

During order preparation, slabs are randomly selected to reproduce the random nature of natural materials: this means we cannot guarantee continuity of the veins between the various different pieces shipped. Maxfine is produced by the combination of earth and fire: continuity of veins between slabs is subject to the tolerance typical of natural materials.

VEINES DES DALLES ET PREPARATION COMMANDES

Pour garantir le meilleur rendement esthétique, les dalles Maxfine présentent un certain nombre de faces différentes.

Lors de la préparation des commandes, la sélection des dalles respecte le caractère aléatoire typique des matériaux naturels: par conséquent, il n'est pas possible de garantir la continuité du dessin des veines entre les différentes pièces expédiées. Maxfine naît de la combinaison de la terre avec le feu: l'éventuelle continuité des veines entre différentes dalles correspond à la tolérance typique des produits naturels.

PLATTENMASERUNG UND AUFTRAGSVORBEREITUNG

Für die beste Ästhetik bei der Anwendung weisen die Platten Maxfine eine gewisse Anzahl unterschiedlicher Oberseiten auf.

Bei der Vorbereitung der Aufträge entspricht die Auswahl der Platten dem typischen Zufallsprinzip der natürlichen Materie: es kann von daher keine Kontinuität bei der Maserung unter den verschiedenen versandten Stücken garantiert werden. Maxfine entsteht aus der Kombination von Erde und Feuer: eine ggf. vorhandene Kontinuität der Maserung auf den Platten unterliegt der typischen Toleranz der Naturprodukte.

Nominal **sizes**

TUTTI I FORMATI SONO NOMINALI.

FMG Fabbrica Marmi e Graniti si riserva la facoltà di modificare in qualunque momento le informazioni e le caratteristiche illustrate in questo catalogo, che non sono comunque da ritenere legalmente vincolanti. I colori e le caratteristiche estetiche dei prodotti sono quanto più possibile vicini a quelli reali, nei limiti consentiti dai processi di stampa.

ALL SIZES ARE NOMINAL.

FMG Fabbrica Marmi e Graniti reserves the right to modify the information and the characteristics illustrated in this catalogue (which are in any case not legally binding) at any moment.

The colours and appearance features of the products are as close as possible to reality, within the limitation of the printing process.

TOUS LES FORMATS SONT NOMINAUX.

FMG Fabbrica Marmi e Graniti se réserve la faculté de modifier à tout moments les informations et les caractéristiques figurant dans le présent catalogue, lesquelles n'engagent pas par le fabricant au plan légal. Les couleurs et les caractéristiques esthétiques sont fidèles aux couleurs et caractéristiques réelles dans les limites des procédés d'impression.

ALLE FORMATE SIND NENNWERTE.

Die Firma FMG Fabbrica Marmi e Graniti behält sich vor, die in diesem Katalog enthaltenen Informationen und Eigenschaften jederzeit zu ändern; sie gelten auf keinen Fall als gesetzlich bindend. Die Farben und ästhetischen Eigenschaften der Produkte kommen innerhalb der Möglichkeiten der Druckverfahren den tatsächlichen Eigenschaften so weit wie möglich nahe.

Chromatic variations

La trasformazione di materie prime naturali, associata all'utilizzo di innovative tecnologie di produzione brevettate, consente di ottenere materiali dalle elevate prestazioni tecniche, che si distinguono per i tipici effetti a tutto spessore da sempre prerogativa esclusiva dei marmi e delle pietre di cava.

Le variazioni cromatiche, di venatura e le piccole puntature sono pertanto caratteristiche di alto pregio dei materiali FMG, ricercate e volute proprio al fine di ricreare la suggestione di una pavimentazione esclusiva, in cui si possa riscoprire la casualità e la bellezza dei materiali naturali. In ragione di quanto sopra i riferimenti cromatici presentati su cataloghi e campionature sono da intendersi puramente indicativi.

The processing of natural raw materials, combined with the use of leading-edge patented production techniques, makes it possible to obtain high-tech materials characterized by typical full-body effects, a feature that has always been the exclusive hallmark of quarried marble and stone.

Chromatic variations, veining and speckling are thus prized characteristics of FMG materials, designed and produced to recreate the fascination of exclusive floorings, that reveal the randomness and beauty of natural materials. On the basis of the above statements, the colour references in the catalogues and samples are to be considered as approximate.

La transformation de matières premières naturelles, alliée à l'application de technologies de production d'avant-garde brevetées, permet d'obtenir des matériaux capables de performances techniques élevées se distinguant par leurs effets pleine masse typiques qui sont depuis toujours la prerogative exclusive des marbres et des pierres de carrière.

Les variations chromatiques, les veines et les petits points sont donc des caractéristiques de grande valeur des matériaux FMG, recherchées et voulues dans le but de recréer la suggestion d'un sol exclusif grâce auquel il est possible de redécouvrir l'impondérable et la splendeur des matériaux naturels. C'est la raison pour laquelle les références chromatiques présentées sur les catalogues et les échantillons ne sont données qu'à titre indicatif.

Die Umwandlung von natürlichen Rohmaterialien mit Hilfe von innovativen und patentierten Produktionstechnologien, ermöglicht die Herstellung von Materialien mit hoher technischer Leistungsfähigkeit, die sich durch die typischen vollgemischten Effekte unterscheiden und die seit jeher die charakteristische Besonderheit der Marmorarten und der Steine aus dem Steinbruch sind.

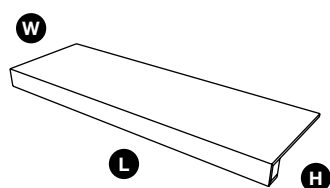
Die farblichen Unterschiede, die Äderungen und die kleinen Punkte sind aus diesem Grund charakteristische Eigenschaften der Materialien FMG von besonderem Wert. Diese "Unvollkommenheiten" sind besonders gewählt und gewollt, um einen exklusiven Bodenbelag zu erzielen, bei dem die Zufälligkeit und die Schönheit der natürlichen Materialien voll zum Ausdruck kommen können. Angesichts der oben aufgeführten Tatsache sind die Farben der Kataloge und der Muster unverbindlich.

RANGE

Stairs

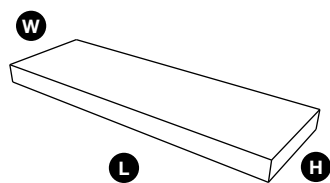
Scala
Escalier
Treppe

SCALINO COSTA RETTA



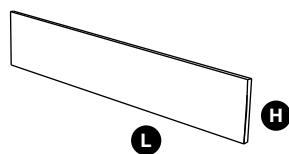
Scalino costa retta lineare
 Linear bevelled straight edge step
 Massivoptik-Stufenplatte mit Untertritt
 Nez de marche linéaire

L150 x W35 x H4 cm 60"x13"x2" inc.
 L100 x W35 x H4 cm 40"x13"x2" inc.




Scalino costa retta angolare destro / sinistro
 Left / right outcorner bevelled straight edge step
 Massivoptik-Stufenplatte mit Untertritt – vorderseitig und
 linksseitig / rechtsseitig
 Nez de marche avec angle gauche / droit

L150 x W35 x H4 cm 60"x13"x2" inc.
 L100 x W35 x H4 cm 40"x13"x2" inc.

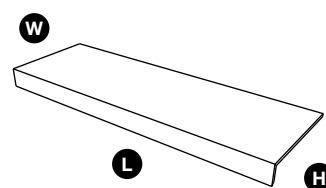


Zoccolo
 Cove base
 Hohlkehlsocbel
 Plinthe

L150 x H10 cm 60"x4" inc.
 L100 x H10 cm 40"x4" inc.
 L75 x H10 cm 30"x4" inc.

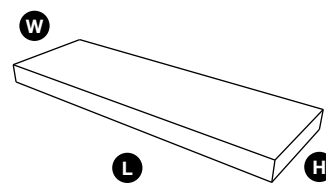


SCALINO "L"



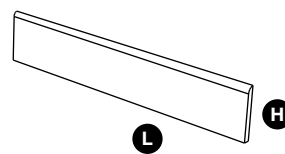
Scalino "L" bordo dritto lineare
 Linear straight edge "L" step
 Massivoptik-Stufenplatte
 Marche en « L » bord droit linéaire

L150 x W35 x H4 cm 60"x13"x2" inc.
 L100 x W35 x H4 cm 40"x13"x2" inc.



Scalino "L" bordo dritto angolare destro / sinistro
 Left / right outcorner straight edge "L" step
 Massivoptik-Stufenplatte – vorderseitig und linksseitig /
 rechtsseitig
 Marche en « L » bord droit avec angle gauche / droit

L150 x W35 x H4 cm 60"x13"x2" inc.
 L100 x W35 x H4 cm 40"x13"x2" inc.



Battiscopa becco civetta
 Round edge skirting
 Sockelleiste mit Abdeckkant
 Plinthe à bord rond

L100 x H9 cm 40"x4" inc.
 L75 x H9 cm 30"x4" inc.

RANGE

Vanity top

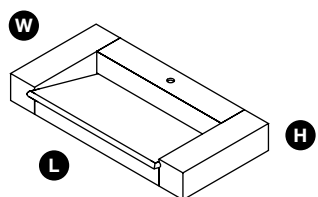
Top bagno
Plan vasque
Waschtisch



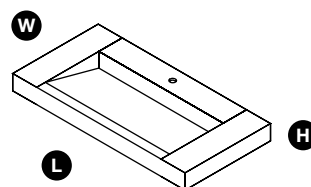
TOKYO



STARLING



TOKYO80	L80 x W50 x H15
TOKYO100	L100 x W50 x H15
TOKYO120	L120 x W50 x H15
TOKYO140	L140 x W55 x H15
TOKYO160	L160 x W55 x H15
TOKYO200	L200 x W60 x H15
TOKYO220	L220 x W60 x H15

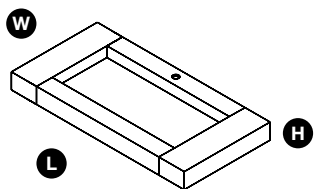


STARL80	L80 x W50 x H9,6
STARL100	L100 x W50 x H9,6
STARL120	L120 x W50 x H9,6
STARL140	L140 x W55 x H9,6
STARL160	L160 x W55 x H9,6
STARL200	L200 x W60 x H9,6
STARL220	L220 x W60 x H9,6



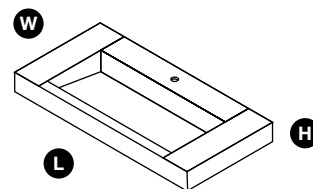
MINIMAL

MINIM80	L80 x W50 x H9,6
MINIM100	L100 x W50 x H9,6
MINIM120	L120 x W50 x H9,6
MINIM140	L140 x W55 x H9,6
MINIM160	L160 x W55 x H9,6
MINIM200	L200 x W60 x H9,6
MINIM220	L220 x W60 x H9,6



OSLO

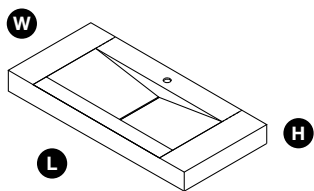
OSLO80	L80 x W50 x H9,6
OSLO100	L100 x W50 x H9,6
OSLO120	L120 x W50 x H9,6
OSLO140	L140 x W55 x H9,6
OSLO160	L160 x W55 x H9,6
OSLO200	L200 x W60 x H9,6
OSLO220	L220 x W60 x H9,6





DOHA

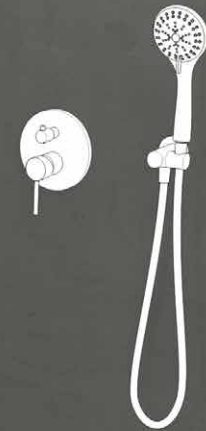
DOHA80	L80 x W50 x H9,6
DOHA100	L100 x W50 x H9,6
DOHA120	L120 x W50 x H9,6
DOHA140	L140 x W55 x H9,6
DOHA160	L160 x W55 x H9,6
DOHA200	L200 x W60 x H9,6
DOHA220	L220 x W60 x H9,6



RANGE

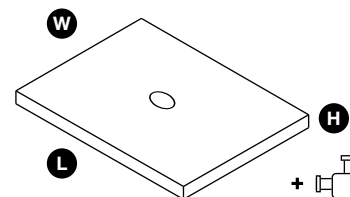
Showers

Docce
Bac à douche
Duschbereich



GHOST

GHOST80	L80 x W80 x H8*
GHOST90	L90 x W90 x H8*
GHOST120	L120 x W80 x H8*
GHOST120W	L120 x W90 x H8*



Spessore totale della ceramica con piega del 2% secondo normativa vigente, supporto e sifone 8 cm.
Ceramic Tile total thickness with 2% fold according to existing law, with 8 cm stand and traps.
Epaisseur totale de la céramique avec courbe de 2% selon la norme en vigueur, support et siphon 8 cm.
Gefälle von 2% laut des geltendes Rechts, Gestell und Siphon 8 cm.



COVER

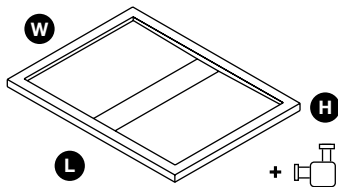


LEVEL

- COVER120** L120 x W90 x H6,9
COVER150 L150 x W90 x H6,9
COVER180 L180 x W90 x H6,9

*Con righe anti scivolo a rilievo
 With anti-slip lines in relief
 Avec stries antiglisse à relief
 Mit erhabenen und rutschfesten Rillen*

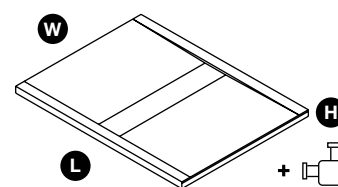
- COVER120A** L120 x W90 x H6,9
COVER150A L150 x W90 x H6,9
COVER180A L180 x W90 x H6,9



- LEVEL120** L120 x W90 x H6,9
LEVEL150 L150 x W90 x H6,9
LEVEL180 L180 x W90 x H6,9

*Con righe anti scivolo a rilievo
 With anti-slip lines in relief
 Avec stries antiglisse à relief
 Mit erhabenen und rutschfesten Rillen*

- LEVEL120A** L120 x W90 x H6,9
LEVEL150A L150 x W90 x H6,9
LEVEL180A L180 x W90 x H6,9



On demand.


Project service

Lo staff interno di progettazione tecnica assiste i clienti, sviluppando anche nei particolari esecutivi qualsiasi richiesta che prevede l'applicazione del prodotto.

Our in-house technical design staff assists customers, developing also the working details of any request calling for application of the product.


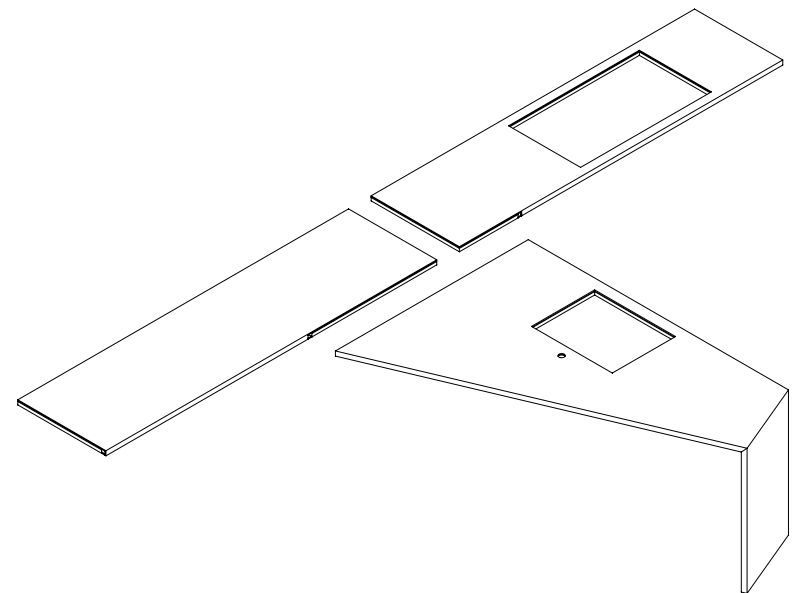
Le personnel interne de conception technique prête son assistance aux clients, notamment en élaborant les détails d'exécution de toutes les demandes prévoyant la pose de nos produits.

Das gesamte technische Gestaltungsteam unterstützt den Kunden und entwickelt auch jede Art der Nachfrage, welche die Anwendung des Produkts vorsieht, bis in die Details der Ausführung.



Kitchen countertop
Top cucina
Plan de travail
Küchenarbeitsplatte

- 1 Maxfine Roads Coffee Truth_6 mm
- 2 Technical board_20 mm






Boat interior design




Counter / Restaurant



Fireplace / Living



Bench / Outdoor furniture



Vanity top / Bathroom



PAVIMENTO POSA TRADIZIONALE

La posa delle lastre **MAXFINE** richiede condizioni di posa simili a quelle richieste per lastre in formato tradizionale. **MAXFINE** richiede l'utilizzo della tecnica a doppia spalmatura, ovvero il collante deve essere applicato sia sul fondo di posa che sul retro della lastra.

Per la posa a pavimento, **MAXFINE** richiede le migliori condizioni di sottofondo:

- planarità;
- pulizia da polvere, detriti ed eliminazione di grumi di cemento;
- il fondo di posa deve essere omogeneo e avere già compiuto il ritiro igrometrico di maturazione;
- riparazione di eventuali fessurazioni;
- i dislivelli di planarità devono essere colmati con idonei prodotti di rasatura.

Strumentazione necessaria

- Collante in polvere a base cementizia a letto pieno di classe "C2E secondo le normative EN 12004 e S1 secondo la normativa EN 12002"
- spatola a denti quadri 3x3 mm e spatola a denti tondi 15 mm;
- telaio a ventosa per la movimentazione o biventosa
- battitore in plastica antirimbazzo 170x370 mm;
- sistema livellante: base + cuneo + pinza.

Fasi di lavorazione

INCOLLAGGIO A PAVIMENTO

- 1) Assicurarsi che la superficie da rivestire sia consistente, planare, priva di polvere e unti/grassi.
- 2) Utilizzare i collanti sopra descritti miscelati in base alle specifiche indicate nella scheda tecnica del collante prescelto.
- 3) Stendere il collante sulla superficie da rivestire con spatola a denti tondi 15 mm per un'area superiore di 5/10 cm rispetto alle dimensioni della lastra.
- 4) Con la lastra in posizione verticale sul telaio di movimentazione, stendere il collante sul retro della lastra con spatola a denti quadri 3x3 mm.
- 5) Con l'utilizzo del telaio a ventosa portare la lastra in posizione orizzontale e posarla.
- 6) Per garantire l'incollaggio uniforme della lastra, si deve utilizzare apposito battitore in plastica anti-rimbazzo 170x370 mm, effettuando una battitura dal centro verso i bordi per eliminare eventuali sacche d'aria fra il retro della lastra, il collante ed il fondo di posa.
- 7) Utilizzo di sistema livellante.

SISTEMA LIVELLANTE

Il sistema livellante è volto a garantire con semplicità e rapidità pavimenti perfettamente livellati eliminando i dislivelli ("denti") tra le lastre. Il sistema livellante è vivamente consigliato per la posa delle lastre **MAXFINE**.

Strumentazione necessaria

- Base;
- Cuneo;
- Pinza regolabile per installazione a pavimento / rivestimento.

Applicazione del sistema livellante

Posizionamento della base:

- a) Dopo avere steso il collante inserire la base al di sotto della lastra **MAXFINE** in corrispondenza dei 4 lati.
- b) In funzione del formato della lastra posizionare uno o più supporti per ogni lato della lastra.
- c) Posizionare la lastra.

Inserimento del cuneo:

- a) Inserire il cuneo nella feritoia del supporto facendo attenzione a non superare il punto di rottura.
- b) Per agevolare l'inserimento del cuneo si consiglia l'uso della pinza a trazione regolabile.

Eliminazione del supporto:

- a) A maturazione del collante avvenuta, la parte sporgente del supporto si separa dalla base battendo con il piede nella direzione della linea di fuga.

CONSIGLI GENERALI DI STUCCATURA

Fare attenzione nella scelta dei sigillanti per le fughe; controllare le schede tecniche, sceglierli possibilmente tono su tono e seguire scrupolosamente i tempi di pulizia consigliati in quanto diversi sigillanti colorati di nuova generazione, contengono pigmenti ed additivi che possono essere particolarmente tenaci.

Per le superfici levigate/lucidate non adoperare stucchi epossidici o malte flessibili a base di materiali sintetici (Flexfughe) e non aggiungere additivi/lattici allo stucco in quanto essi rendono estremamente difficoltosa l'eliminazione dei residui coi normali prodotti di pulizia. Qualora si decida comunque di utilizzarli, si raccomanda di eseguire sempre una prova preventiva fuori d'opera.

TRADITIONAL FLOOR LAYING

Laying **MAXFINE** slabs requires similar laying conditions to those required for traditional format slabs. **MAXFINE** requires the adhesive to be applied both on the setting bed and on the back of the slab.

MAXFINE slabs for flooring require the following conditions:

- A flat surface;
- Clean and free from dust, scraps and any lumps of cement;
- The setting bed must be uniform and have already undergone the drying shrinkage process;
- Repair of any cracks;
- Any uneven parts on the surface must be filled with suitable levelling compounds.

Instruments required

- Cement-based powder adhesive for full spread, class "C2E according to EN12004 and S1 according to EN12002 standards";
- 3x3 mm square toothed trowel and 15 mm round toothed trowel;
- Frame with suction cups for handling or double suction cups;
- Non-bounce plastic mallet 170x370 mm;
- Levelling system: base clip + wedge + pliers.

Processing stages

BONDING TO THE FLOOR

- 1) Ensure that the surface to be covered is solid, flat and free from dust and oil/grease.
- 2) Use the adhesives described above mixed according to the specifications indicated in the technical data sheet of the chosen adhesive.
- 3) Spread the adhesive onto the surface to be covered with a 15 mm round toothed trowel across an area of 5/10 cm more than the dimensions of the slab.
- 4) With the slab in a vertical position on the handling frame, spread the adhesive onto the back of the slab with a 3x3 mm square toothed trowel.
- 5) Using the frame with suction cups, bring the slab into a horizontal position and lay it.
- 6) To guarantee uniform bonding of the slab, the special 170x370 mm non-bounce plastic mallet must be used, tapping from the middle towards the edges so as to remove any air pockets between the back of the slab, the adhesive and the surface to be tiled.
- 7) Using the levelling system.

LEVELLING SYSTEM

The levelling system aims to guarantee perfectly levelled floors simply and quickly, eliminating any unevenness between the slabs. The levelling system is strongly recommended for laying **MAXFINE** slabs.

Instruments required

- Base clip;
- Wedge;
- Adjustable pliers for installing floors/wall tiles.

Application of the levelling system

Positioning the base clip:

- a) After spreading the adhesive, insert the base clip below the **MAXFINE** slab on the 4 sides.
- b) Depending on the format of the slab, position one or more supports for each side of the slab.
- c) Position the slab.

Inserting the wedge:

- a) Insert the wedge in the slot of the support, taking care not to exceed the breaking point.
- b) To make inserting the wedge easier, it is recommended to use the adjustable pliers.

Removing the support:

- a) Once the adhesive has dried, the protruding part of the support can be separated from the base clip by tapping with your foot in line with the joint.

GENERAL ADVICE FOR GROUTING

Pay attention while choosing joint sealants: check the technical sheets, choose them shade-matched and follow carefully the recommended cleaning times, as many new generation coloured sealants contain pigments and additives that can be very strong. For polished/glossy surfaces do not use epoxy grouts or synthetic based flexible mortars (Flexfughe) and do not add additives/latexes to the grout, as they make the removal of residues with standard detergents very difficult. However, should you decide to use them, it is recommended to make a previous test off site.



SOL, POSE TRADITIONNELLE

La pose des dalles **MAXFINE** exige des conditions de pose analogue à celles demandées pour les dalles de format traditionnel. **MAXFINE** exige la technique du double encollage: la colle doit être appliquée sur la sous-couche et au dos de la dalle.

Pour la pose au sol, **MAXFINE** exige les meilleures conditions de sous-couche :

- planéité
- dépoussiérage, suppression de débris et de grumeaux de béton
- la sous-couche doit être homogène et avoir déjà effectué le retrait hygrométrique de maturation
- réparation d'éventuelles fissurations
- les dénivelés de planéité doivent être comblés avec des produits de ragréage appropriés

Outils nécessaires

- ciment-colle en poudre à lit plein classe C2E selon les EN 12004 et S1 selon l'EN 12002
- spatule à dents carrées 3x3 mm et spatule à dents rondes 15 mm
- châssis à ventouse pour la manutention ou biventouse
- batteur en plastique anti-rebond 170x370 mm
- système de ragréage : base + coin + pince

Phases d'exécution

ENCOLLAGE AU SOL

- 1) Assurez-vous que la surface à revêtir est consistante, plane, dépoussiérée, sans graisse/huile.
- 2) Utilisez les colles décrites plus haut mélangées selon les spécifications indiquées sur la fiche technique du produit choisi.
- 3) Étalez la colle sur la surface à revêtir à l'aide d'une spatule à dents rondes 15 mm, en débordant de la dalle de 5/10 cm.
- 4) En tenant la dalle à la verticale sur le châssis de manutention, étalez la colle à l'aide de la spatule à dents carrées 3x3 mm au dos de la dalle.
- 5) À l'aide du châssis à ventouse, mettez la dalle à l'horizontale et posez-la.
- 6) Pour garantir l'encollage uniforme de la dalle, vous devrez utiliser un batteur spécial en plastique anti-rebond 170x370 mm et battre du centre vers les bords pour chasser les bulles d'air coincées entre le dos de la dalle, la colle et la sous-couche.
- 7) Utilisation du système de ragréage.

SYSTÈME DE RAGRÉAGE

Le système de ragréage est destiné à garantir, simplement et rapidement, des sols parfaitement mis de niveau en supprimant les dénivelés entre les dalles. Le système de ragréage est vivement conseillé pour la pose des dalles **MAXFINE**.

Outils nécessaires

- Base
- Coin
- Pince réglable pour pose au sol/ au mur

Application du système de ragréage

Positionnement de la base:

- a) Après avoir étalé la colle, insérez la base sous la dalle **MAXFINE** des 4 côtés.
- b) En fonction du format de la dalle, positionnez un ou plusieurs supports de chaque côté de celle-ci.
- c) Positionnez la dalle.

Insertion du coin:

- a) Insérez le coin dans la fente du support en faisant attention à ne pas dépasser le point de rupture.
- b) Pour faciliter l'insertion du coin, il est conseillé d'utiliser la pince de traction réglable.

Élimination du support:

- a) Dès que la colle est arrivée à maturation, séparez de la base la partie qui dépasse du support en battant du pied dans la direction de la ligne de fuite.

CONSEILS POUR LE JOINTOIEMENT

Faites attention dans le choix des mastics pour les joints ; vérifiez les fiches techniques, choisissez les si possible ton sur ton et respectez scrupuleusement les temps de nettoyage conseillés dans la mesure où différents mastics colorés de nouvelle génération contiennent des pigments et d'additifs qui peuvent s'avérer particulièrement tenaces. Pour les surfaces polies, n'utilisez pas de mastics époxy ou de mortiers flexibles à base de matériaux synthétiques (Flexfughe) et n'ajoutez pas d'additifs/éléments lactiques au mastic, dans la mesure où ils rendent extrêmement difficile l'élimination des résidus avec les produits de nettoyage normaux. Si vous décidez de les utiliser malgré tout, nous vous recommandons de toujours effectuer un essai préalable en dehors de l'ouvrage.

TRADITIONNELLE BODENVERLEGUNG

Die Verlegung von **MAXFINE** - Platten erfordert ähnliche Bedingungen wie jene von Platten traditionellen Formats. **MAXFINE** erfordert die Anwendung der Technik des doppelten Auftragens; das heißt, der Klebstoff wird sowohl auf den Untergrund als auch auf die Unterseite der Platte aufgetragen. Für die Bodenverlegung erfordert **MAXFINE** die besten Untergrundbedingungen:

- Ebenheit;
- Keinerlei Staub, Schutt oder Zementklumpen;
- Die zu verlegende Fläche muss homogen sein und keine Restfeuchte verzeichnen;
- Reparatur eventueller Risse;
- Niveauunterschiede müssen mit entsprechenden Ausgleichsmitteln geebnet werden.

Notwendige Werkzeugausrüstung

- Klebstoff in Pulverform, auf Zementbasis im Vollbett der Klasse "C2E laut der Normen EN 12004 und S1 sowie der Norm EN 12002"
- Spachtel mit quadratischen Zacken, 3x3mm, und Spachtel mit runden Zacken, 15mm;
- Gestell mit Saugnapfen oder Doppel-Saugnapfe
- Prallfester Kunststoffhammer, 170x370 mm;
- Planierungssystem: Grundelement + Keil + Zange.

Bearbeitungsphasen

AUFTRAGEN DES KLEBSTOFFS AUF DEM BODEN

- 1) Sicherstellen, dass die zu verlegende Bodenfläche robust, eben, staub- und fettfrei ist.
- 2) Die oben beschriebenen Klebstoffe gemäß der, auf dem Etikett des gewählten Klebstoffs angegebenen Zusammenstellung mischen und anwenden.
- 3) Den Klebstoff auf die zu verlegende Fläche mittels des Spachtels mit runden 15 mm-Zacken auftragen, auf eine Fläche, die 5/10 cm größer ist als die der Platte selbst.
- 4) Die Platte mit dem Gestell mit Saugnapfen in senkrechte Position bringen und den Klebstoff, mittels des Spachtels mit quadratischen 3x3mm-Zacken, auf die Unterseite auftragen.
- 5) Mittels des Gestells mit Saugnapfen die Platte in waagrechte Position bringen und verlegen.
- 6) Um das gleichmäßige Verlegen der Platte zu garantieren, muss der prallfeste Kunststoffhammer 170x370 mm verwendet werden, indem man von der Mitte der Platte aus in Richtung Ränder klopft, um eventuelle Luftblasen zwischen der Unterseite der Platte, dem Klebstoff und dem Boden zu beseitigen.
- 7) Das Planierungssystem anwenden.

PLANIERUNGSSYSTEM

Das Planierungssystem soll schnell und einfach perfekt geebnete Böden garantieren, indem es Niveauunterschiede ("Zacken") zwischen den Platten beseitigt. Das Planierungssystem wird für die Verlegung von **MAXFINE** - Platten wärmstens empfohlen. Notwendige Werkzeugausrüstung

- Grundelement;
- Keil;
- Verstellbare Zange für Installationen an Boden/Wandverkleidungen.

Anwendung des Planierungssystems

Positionierung des Grundelementes:

- a) Nachdem der Klebstoff aufgetragen wurde, das Grundelement über der Platte, entsprechend der 4 Seiten, anbringen.
- b) Je nach Format der Platte, ein oder mehrere Träger auf jeder Seite der Platte anbringen.
- c) Die Platte positionieren.

Anbringen des Keils:

- a) Den Keil am Schlitz des Trägers anbringen und dabei Acht geben, nicht über den Bruchpunkt hinaus zu gehen.
- b) Um das Anbringen des Keils zu erleichtern, empfiehlt sich der Gebrauch der, mit Zug verstellbaren Zange.

Entfernen des Trägers:

- a) Sobald der Klebstoff fest ist, wird der hervorstehende Teil des Trägers vom Grundelement getrennt, indem man mit dem Fuß in Richtung der Fugenlinie schlägt.

ALLGEMEINE HINWEISE FÜR DIE VERFUGUNG

Bei der Wahl der Fugendichtstoffe immer sehr vorsichtig sein. Prüfen Sie jeweils die Angaben in den technischen Merkblättern, und bevorzugen Sie Dichtstoffe im gleichen Farbton. Halten Sie sich strengstens an die für die Reinigung vorgegebenen Zeiten, da viele moderne farbige Dichtstoffe Pigmente und Zusatzstoffe enthalten, die besonders hartnäckig sein könnten. Benutzen Sie für die polierten/geschliffenen Oberflächen keine Epoxidstickmaterialien bzw. flexible Mörtel auf synthetischer Materialbasis (Flexfugen) und fügen Sie dem Stück weder Zusatzstoffe noch Latex hinzu, da ansonsten eventuelle Rückstände nur sehr schwer mit herkömmlichen Reinigungsmitteln entfernt werden können. Sollte man diese Materialien jedoch trotzdem einsetzen, ist es empfehlenswert, zuerst einen Test an einer nicht sichtbaren Stelle durchzuführen.

PULIZIA E MANUTENZIONE

Premessa Tutti i materiali FMG sono di facile pulizia e di semplice manutenzione. Una pulizia adeguata ne valorizza le caratteristiche estetiche donando ad ogni pavimento un'eccezionale brillantezza.

Pulizia iniziale È di basilare importanza e deve essere effettuata immediatamente dopo la posa, per eliminare completamente i residui cementizi derivanti dalle malte, i residui di collanti e i residui epossidici che possono provenire dalle fughe. Viene consigliato l'uso di un prodotto acido, tipo DETERDEK a concentrazione 1:5.

Strofinare energicamente e, dopo la pulizia, risciacquare abbondantemente con acqua pulita, per asportare tutte le tracce del detergente utilizzato.

Queste operazioni sono indispensabili per tutte le collezioni FMG.

Manutenzione e cura Grazie al procedimento produttivo impiegato (alte temperature di cottura, materie prime di qualità e processo di sinterizzazione) la superficie dei materiali FMG è praticamente impermeabile (assorbimento d'acqua minimo). Pertanto anche la sporcizia non può penetrare ma deve soltanto essere asportata dalla superficie del materiale. In questa operazione si sconsiglia di utilizzare detergenti contenenti cere o prodotti ceranti onde evitare la formazione di strati untuosi; per la scelta del detergente più appropriato, fare riferimento ai capitoli seguenti.

Consigli generali Per grandi superfici soggette a carichi di sporco notevoli, quali aeroporti, ospedali, supermercati e luoghi pubblici ad alta intensità di traffico, si rendono indispensabili macchine per la pulizia con aspirazione dei liquidi di lavaggio. Ciò permetterà di ottenere non solo una pulizia profonda ma anche l'asportazione dei liquidi contenenti la sporcizia: in tal modo viene evitata la formazione di patine o pellicole altrimenti molto difficili da asportare.

Al fine di preservare le superfici dallo sporco e dalle lavorazioni di cantiere, a posa terminata le pavimentazioni, in particolar modo quelle realizzate con materiali levigati, devono essere adeguatamente protette con truciolare o altri materiali idonei. In tal modo sarà possibile evitare danneggiamenti provocati da lavorazioni successive.

Sui materiali FMG possono essere utilizzati tutti i detergenti esistenti sul mercato alla concentrazione indicata; è escluso l'acido fluoridrico (HF) e tutti i suoi composti, come da norma UNI-EN 176. La concentrazione del detergente deve essere sempre la più bassa possibile, sia per contenere i costi che per velocizzare la manutenzione.

Per pavimenti sopraelevati si consigliano prodotti lucidati o levigati in formati grandi in modo da effettuare operazioni di manutenzione a secco, o con un minimo utilizzo di liquidi.

Una volta ultimata la posa in opera è necessario effettuare una pulizia iniziale approfondita della pavimentazione con prodotti idonei.

Materiali naturali Per questi materiali, dopo aver effettuato le operazioni specificate nella sezione "Pulizia iniziale" è sufficiente una normale manutenzione con una soluzione acquosa contenente piccole percentuali di un detergente alcalino, tipo FALA CLEANER alla concentrazione 1:200.

Per questi tipi di superficie è sconsigliabile eseguire un trattamento impermeabilizzante: non essendoci alcuna porosità, l'impermeabilizzazione si depositerebbe soltanto sulla superficie in modo disomogeneo causando così effetti estetici disarmonici.

CLEANING AND MAINTENANCE

Introduction All FMG materials are easy to clean and maintain. Regular cleaning highlights the aesthetic features of the material and gives the floor an exceptional shine.

Initial cleaning The initial cleaning done immediately after the flooring laid is of essential importance for removing all mortar, adhesives and epoxy residues that may be left in the joints. In this initial phase, we recommend that you use an acid product such as DETERDEK, in a 1:5 concentration. Rub energetically to obtain the maximum cleaning. After washing the floor, which is just as important, rinse thoroughly with plenty of water to remove all traces of the detergent used. These steps are recommended for all FMG collections.

Maintenance and care Thanks to the characteristics of the production process (high firing temperature, raw materials of great quality, sinterizing process), the surface of FMG material is waterproof (the water absorption is minimum). Therefore the dirt cannot penetrate but it is necessary to remove it from the surface. For this procedure do not use detergents containing waxes or waxing products, in order to avoid the forming of greasy layers; for choosing the most appropriate detergent refer to the following chapters. After the installation of floors, particularly of those made with polished materials, the surfaces should be adequately protected with particle board or other suitable materials in order to protect them from dirt and on-site processing. This prevents damage caused by subsequent processing.

General recommendations For commercial and heavily used surface areas such as airports, hospitals, supermarkets, and any public spaces with heavy foottraffic which are thus subject to considerable soiling, it is necessary to use automatic cleaning machines with suction of the washing liquids.

This allows not only deep cleaning, but also the continuous removal of liquids containing substances that cause soiling, thus preventing the formation of films which are very difficult to remove. Any detergent on the market can be used in the desired concentration for cleaning the high technology sinterized FMG products, with the exception of HYDROFLUORIC acid (HF) or its compounds, according to UNI-EN 176 standards. In order to keep costs limited and speed up maintenance operations, the concentration of the detergent must always be as low as possible. For raised floors we suggest to choose bright or polished surfaces in large sizes: these materials can be dry cleaned or with the minimum use of liquids. After the floor is laid it is necessary to make a very accurate initial cleaning with proper products.

Matt materials For these materials, after completing the steps described in the section "Initial Cleaning", you only need to clean the floor with hot water containing small quantities of an alkaline detergent such as FALA CLEANER in a concentration 1:200.

On these types of surface it is not advisable to apply a waterproofing product: the absence of porosity causes the waterproofing agent to deposit on the surface in an uneven way and to have unpleasant aesthetic effects.

EINIGUNG UND PFLEGE

Einleitung_Alle FMG Materialien sind einfach zu reinigen und pflegeleicht. Eine angemessene Reinigung wertet die ästhetischen Eigenschaften auf und verleiht jedem Boden einen außergewöhnlichen Glanz.

Erste Reinigung_Von entscheidender Bedeutung ist die Anfangsreinigung, die direkt nach dem Verlegen zu erfolgen hat, um aus dem Mörtel stammende Zementrückstände, Klebrückstände sowie Epoxydrückstände der Fugen vollständig zu beseitigen. In dieser Phase wird die Verwendung eines säurehaltigen Produktes empfohlen zum Beispiel DETERDEK in einer Konzentration von 1:5. Für eine gründliche Reinigung muß kräftig geschauert werden. Nach der Reinigung

ist das Spülen mit reichlich Wasser ebenfalls von großer Wichtigkeit, um alle Spuren des verwendeten Reinigungsmittels zu entfernen. Diese Arbeitsgänge sind für alle Kollektionen unverzichtbar.

Wartung und pflege_Dank des angewandten Prouktionsverfahrens (hohe Brenn-temperatur, qualitativ hochwertiges Rohmaterial und Sinterung) ist die Oberfläche der FMG Materialien praktisch völlig wasserabweisend (minimale Feuchtigkeitsaufnahme). Daher kann Schmutz auch nicht in die Oberfläche eindringen, sondern muß nur von der Oberfläche entfernt werden. Es ist davon abzuraten, dafür wachshaltige Reinigungsmittel oder Produkte zum Einwachsen zu verwenden, um die Bildung von öligen Schichten zu vermeiden.

In den nachfolgenden Abschnitten wird näher auf die Auswahl der geeigneten Reinigungsmittels eingegangen. Um die Oberflächen vor Verschmutzungen und Beschädigungen durch Bauarbeiten zu schützen, müssen die Bodenbeläge, insbesondere die aus geschliffenen Materialien, nach der Verlegung entsprechend mit Spanplatten oder anderen geeigneten Materialien abgedeckt werden. Auf diese Weise können Beschädigungen durch spätere Arbeiten vermieden werden.

Allgemeine Hinweise_Für grosse, bedeutende Oberflächen wie Flughäfen, Krankenhäuser, Supermärkte und andere öffentliche Bereiche mit hohem Verkehrsaufkommen, die daher auch einer starken Verschmutzung ausgesetzt sind, ist der Einsatz von automatischen Reinigungsmaschinen mit Absaugung der Reinigungsflüssigkeit unverzichtbar, da sie nicht nur eine tiefe Reinigung erlauben, sondern auch ständig die Flüssigkeit mit dem Schmutz entfernen und so die Bildung von eventuellen Schmutz-oder Schmierfilmen vermeiden, die immer schwer zu entfernen sind.

Auf den FMG Materialien, können alle auf dem Markt befindlichen Reinigungsmittel in der gewünschten Konzentration verwendet werden, mit Ausnahme von Fluorsäure (HF) oder ähnlichen Produkten, gemäss UNI-EN 176.

Die Konzentration des Reinigungsmittels muss aus Gründen der Kosten und der Schnelligkeit der Reinigung stets so gering wie möglich sein. Für die Doppelböden werden grossen Formate in glänzender oder geschliffener Ausführung empfohlen, so, dass eine trockene oder leicht feuchte Pflege ausreichend ist. Nach Abschluss der Verlegearbeit ist es notwendig, mit geeigneten Reinigungsmitteln eine gründliche Anfangsreinigung des Fussbodens durchzuführen.

Matt Materialien_Für diese Materialien ist, nachdem die im Kapitel "Anfangsreinigung" dargelegten Schritte durchgeführt wurden, eine gewöhnliche Wartung mit einer wässrigen Lösung, die einen kleinen Anteil alkalischen Reinigungsmittels (zum Beispiel FILA CLEANER in der Konzentration 1:200) enthält, notwendig. Für diese Arten von Oberfläche ist von einer Wasserfestigkeitsbehandlung abzuraten; da die Oberflächen nicht porös sind, würde eine Wasserfestigkeitsbehandlung nur zu ungleichmässigen Ablagerungen auf der Oberfläche und damit zu einem optisch disharmonischen Eindruck führen.

NETTOYAGE ET ENTRETIEN

Avant-propos_Tous les matériaux FMG sont faciles à nettoyer et à entretenir. Un nettoyage adéquat met en relief les caractéristiques esthétiques, conférant à chaque sol un éclat particulier.




Nettoyage initial_Le nettoyage initial est d'une importance fondamentale et doit s'effectuer immédiatement après la pose pour éliminer totalement les résidus de ciment des mortiers, les résidus de colle et les résidus epoxy provenant des joints. Nous conseillons dans cette phase d'utiliser un produit acide, du type DETERDEK concentré à 1:5. Frottez énergiquement pour obtenir un nettoyage parfait.

Après le lavage, il est également important de rincer abondamment à l'eau claire pour éliminer toutes les traces du détergent utilisé. Ces opérations sont indispensables pour toutes les collections de FMG.

Entretien et soin_Grâce aux caractéristiques du procédé de production (hautes températures de cuisson, matières premières de qualité et procédé de grésage) la surface des matériaux FMG est pratiquement imperméable (l'absorption d'eau est minimum). Cela signifie que la saleté ne peut pas pénétrer mais doit seulement être retirée de la surface du matériau. Pour cette opération on déconseille l'usage des détergents contenant de la cire ou des produits de cirage afin d'éviter la formation de couches de graisse ; pour le choix du détergent le plus approprié, lisez les chapitres suivants. Après avoir achevé la pose des sols, notamment ceux réalisés avec des matériaux polis, appliquer des panneaux de particules ou autres matériaux adéquats pour protéger comme il se doit les surfaces contre la saleté et les résidus de chantier. Il sera ainsi possible d'éviter que les opérations suivantes n'abîment le carrelage.

Conseils généraux_Pour les grandes et importantes surfaces comme les aéroports, les hopitaux, les supermarchés et les lieux publics à circulation très intense et qui par conséquent se salissent beaucoup, il est indispensable d'utiliser des machines automatiques de nettoyage qui aspirent les liquide de lavage. Vous obtiendrez non seulement un nettoyage profond mais vous éliminerez en permanence les liquides contenant les matériaux responsable de saleté et vous éviterez la formation de patine ou de pellicule qui sont toujours très difficiles à éliminer. Vous pouvez utiliser sur les matériaux FMG, produits de haute technologie et grésage, tous les détergents que propose le marché, à la concentration souhaitée, excepté l'acide fluorhydrique (HF) et ses composants, suivant les normes UNIEN 176. La concentration du détergent doit toujours être la plus faible possible pour réduire le coût et activer l'entretien. Pour les faux-planchers nous conseillons, dans les grands formats, les produits lustrés ou polis. En effet, nous recommandons un entretien à sec, ou avec un minimum de liquide. Quand la pose est terminée, il est nécessaire d'effectuer un nettoyage initial très approfondi avec les produits appropriés.

Materiaux non polis_Après avoir effectué les opérations décrites plus haut, un entretien normal suffit à ces matériaux, avec une solution aqueuse contenant un faible pourcentage de détergent alcalin, type FILA CLEANER à des concentration de 1:200 pour ces types de surface ni est pas conseillable de faire un traitement imperméabilisant : vu qu'ils ne sont pas poreuses l'argent imperméabilisant resterait sur la surface et causerait des effets esthétiques non harmonieux.

IMBALLO Cassa di legno <i>PACKAGING</i> Crate in wood		FORMATO lastre in mm <i>FORMAT</i> slabs in mm	PEZZI capienza max <i>ITEMS</i> max capacity	SCATOLE capienza max <i>BOXES</i> max capacity	MQ capienza max <i>SQ.M.</i> max capacity	KG capienza max <i>KG</i> max capacity	NOTE <i>NOTES</i>
	CASSA CON INTERFALDA 300x150: Ingombro: 322 x 163 x h.34 cm Peso: 114 kg <i>Crate with padding layers 300x150: Size: 322 x 163 x 34(H) cm Weight: 114 kg</i>	300x150	12	-	54,00	870,00	- ordine minimo 2 lastre per cassa; - non sono ammessi più di 6 articoli (codici) differenti per cassa; carico su camion: - sovrapposibilità max. su camion n. 6 casse; - max. 24 casse su camion (4 spazi) compatibilmente con i limiti di peso totale; - possibilità di affiancare a ciascuna pila nr. 2 europallet; <i>- minimum order: 2 slabs per crate; - no more than 6 items (codes) per crate allowed;</i> loading on lorry: <i>- stack max. 6 crates on lorry; - max. 24 crates on lorry (4 spaces) within total weight limits; - option of placing 2 euro-pallets next to each stack;</i>
	CASSA CON INTERFALDA 300x100: Ingombro: 324 x 115 x h.37 cm Peso: 100 kg <i>Crate with padding layers 300x100: Size: 324 x 115 x37(H) cm Weight: 100 kg</i>	300x100	16	-	48,00	776,00	- ordine minimo 3 lastre per cassa; - non sono ammessi più di 6 articoli (codici) differenti per cassa; carico su camion: - sovrapposibilità max. su camion n. 5 casse; - max. 32 casse su camion (8 spazi) compatibilmente con i limiti di peso totale; - possibilità di affiancare le casse l'una all'altra; <i>- minimum order: 3 slabs per crate; - no more than 6 items (codes) per crate allowed;</i> loading on lorry: <i>- stack max. 5 crates on lorry; - max. 32 crates on lorry (8 spaces) within total weight limits; - option of placing crates next to each other;</i>
	CASSA CON INTERFALDA 150x150: Ingombro: 172 x 163 x h.41 cm Peso: 66,5 kg <i>Crate with padding layers 150x150: Size: 172 x 163 x 41(H) cm Weight: 66,5 kg</i>	150x150	24	-	54,00	822,50	- ordine minimo 4 lastre per cassa; - in ciascuna cassa il numero di lastre per articolo deve sempre essere pari; - non sono ammessi più di 6 articoli (codici) differenti per cassa; carico su camion: - sovrapposibilità max. su camion n. 5 casse; - max. 28 casse su camion (7 spazi) compatibilmente con i limiti di peso totale; - possibilità di affiancare a ciascuna pila nr. 1 europallet; <i>- minimum order: 4 slabs per crate; - each crate must always contain an even number of slabs per item; - no more than 6 items (codes) per crate allowed;</i> loading on lorry: <i>- stack max. 5 crates on lorry; - max. 28 crates on lorry (7 spaces) within total weight limits; - option of placing 1 euro-pallet next to each stack;</i>





NOTE


- Il peso di casse e cavalletti è suscettibile di variazioni sensibili in base allo stato di umidità al momento della misurazione del peso;
- carico su camion: l'indicazione del numero massimo di casse è riferito ad un pianale unico di 13,6 x 2,45 m, compatibilmente con il peso; per camion di dimensioni differenti occorre riformulare il calcolo sulla base dello spazio e del volume delle casse;
- Carico su camion: per la sovrapposibilità di casse alte e basse non oltrepassare l'altezza max. del numero di casse alte indicate per ciascun formato;
- Imballo in casse alte / basse / pallet: a parità di articolo (codice) ordinato, le casse vengono via via riempite secondo l'imballo di massima capienza (es: ordine 90 mq articolo XYZ in formato 150x75 cm sarà imballato con nr. 1 cassa alta contenente 58,5 mq + nr. 1 cassa alta per 31,5 mq);
- Reso delle casse: Il cliente avrà la facoltà di restituire le casse addebitate in fattura, franco stabilimento Ariosteaa. Personale autorizzato accerterà lo stato delle casse rese e compilerà il modulo di reso esclusivamente per le casse integre e complete dei quattro dischi metallici (bulldog) posti su ciascun angolo. Non possono essere resi né cavalletti, né pallet.

NOTE

- The weight of the crates and racks is subject to significant variations based on the moisture content at the time the weight was measured;
- Loading on lorry: the specified maximum number of crates refers to a single 13.6 x 2.45 m platform, within weight limits; for lorries of different sizes, calculation must be made based on the space and volume of the crates;
- Loading on lorry: to stack tall and short crates, do not exceed the maximum height for the number of tall crates specified for each format;
- Packaging in pallets/tall/short crates: for the same item (code) ordered, the crates are gradually filled according to the package of maximum capacity (e.g.: an order of 90 sq.m. of item XYZ in format 150 x 75 cm will be packaged in 1 tall crate containing 58.5 sq.m. + 1 tall crate containing 31.5 sq.m.);
- Crate return: the customer will have the option of returning the crates billed on the invoice, ex-factory Ariosteaa. Authorised employees will check the conditions of the returned crates and will fill out the return form, exclusively for undamaged crates that include the four toothed metal discs placed on each corner. Racks and pallets cannot be returned.

IMBALLO Cassa di legno PACKAGING Crate in wood		FORMATO lastre in mm <i>FORMAT</i> slabs in mm	PEZZI capienza max <i>ITEMS</i> max capacity	SCATOLE capienza max <i>BOXES</i> max capacity	MQ capienza max <i>SQ.M.</i> max capacity	KG capienza max <i>KG</i> max capacity	NOTE <i>NOTES</i>
	<p>CASSA ALTA: Ingombro: 172 x 112 x h.65 cm Peso: 72 kg CASSA BASSA: Ingombro: 172 x 112 x h.40 cm Peso: 51 kg</p> <p>TALL CRATE: Size: 172 x 112 x 65(H) cm Weight: 72 kg SHORT CRATE: Size: 172 x 112 x 40(H) cm Weight: 51 kg</p>	<p>150x100 cassa alta tall crate</p> <p>150x100 cassa bassa short crate</p>	<p>40</p> <p>18</p>	<p>40</p> <p>18</p>	<p>60,00</p> <p>27,00</p>	<p>912,00</p> <p>432,00</p>	<p>- ordine minimo 2 scatole (= 2 lastre); - ordine tassativo multipli di 2 lastre / scatole; - una cassa alta / bassa non possono contenere articoli (codici) differenti; carico su camion: - sovrapposibilità max. su camion n. 3 casse alte; - max. 30 casse alte su camion (15 spazi) compatibilmente con i limiti di peso totale;</p> <p>- <i>minimum order: 2 boxes (= 2 slabs);</i> - <i>each crate must always contain an even number of slabs/boxes;</i> - <i>a tall/short crate may not contain different items (codes);</i> loading on lorry: - <i>stack max. 3 tall crates on lorry;</i> - <i>max. 30 tall crates on lorry (15 spaces) within total weight limits;</i></p>
	<p>CASSA ALTA: Ingombro: 172 x 89 x h.65 cm Peso: 57 kg CASSA BASSA: Ingombro: 172 x 89 x h.41 cm Peso: 41 kg</p> <p>TALL CRATE: Size: 172 x 89 x 65(H) cm Weight: 57 kg SHORT CRATE: Size: 172 x 89 x 41(H) cm Weight: 41 kg</p>	<p>150x75 cassa alta tall crate</p> <p>150x75 cassa bassa short crate</p>	<p>52</p> <p>24</p>	<p>26</p> <p>12</p>	<p>58,50</p> <p>27,00</p>	<p>876,00</p> <p>419,00</p>	<p>- ordine minimo 1 scatola (= 2 lastre); - una cassa alta / bassa non possono contenere articoli (codici) differenti; carico su camion: - sovrapposibilità max. su camion n. 3 casse alte; - max. 30 casse alte su camion (15 spazi) compatibilmente con i limiti di peso totale;</p> <p>- <i>minimum order: 1 box (= 2 slabs);</i> - <i>a tall/short crate may not contain different items (codes);</i> loading on lorry: - <i>stack max. 3 tall crates on lorry;</i> - <i>max. 30 tall crates on lorry (15 spaces) within total weight limits;</i></p>
	<p>CASSA ALTA: Ingombro: 172 x 89 x h.65 cm Peso: 57 kg CASSA BASSA: Ingombro: 172 x 89 x h.41 cm Peso: 41 kg</p> <p>TALL CRATE: Size: 172 x 89 x 65(H) cm Weight: 57 kg SHORT CRATE: Size: 172 x 89 x 41(H) cm Weight: 41 kg</p>	<p>75x75 cassa alta tall crate</p> <p>75x75 cassa bassa short crate</p>	<p>114</p> <p>54</p>	<p>38</p> <p>18</p>	<p>64,13</p> <p>30,38</p>	<p>954,82</p> <p>466,32</p>	<p>- ordine minimo 1 scatola (= 3 lastre); - una cassa alta / bassa non possono contenere articoli (codici) differenti; carico su camion: - sovrapposibilità max. su camion n. 3 casse alte; - max. 30 casse alte su camion (15 spazi) compatibilmente con i limiti di peso totale;</p> <p>- <i>minimum order: 1 box (= 3 slabs);</i> - <i>a tall/short crate may not contain different items (codes);</i> loading on lorry: - <i>stack max. 3 tall crates on lorry;</i> - <i>max. 30 tall crates on lorry (15 spaces) within total weight limits;</i></p>
	<p>CASSA ALTA: Ingombro: 172 x 89 x h.65 cm Peso: 57 kg CASSA BASSA: Ingombro: 172 x 89 x h.41 cm Peso: 41 kg</p> <p>Tall crate: Size: 172 x 89 x 65(H) cm Weight: 57 kg Short crate: Size: 172 x 89 x 41(H) cm Weight: 41 kg</p>	<p>75x37,5 cassa alta tall crate</p> <p>75x37,5 cassa bassa short crate</p>	<p>264</p> <p>120</p>	<p>44</p> <p>20</p>	<p>74,25</p> <p>33,75</p>	<p>1096,5</p> <p>513,50</p>	<p>- ordine minimo 1 scatola (= 6 lastre); - una cassa alta / bassa non possono contenere articoli (codici) differenti; carico su camion: - sovrapposibilità max. su camion n. 3 casse alte; - max. 30 casse alte su camion (15 spazi) compatibilmente con i limiti di peso totale;</p> <p>- <i>minimum order: 1 box (= 6 slabs);</i> - <i>a tall/short crate may not contain different items (codes);</i> loading on lorry: - <i>stack max. 3 tall crates on lorry;</i> - <i>max. 30 tall crates on lorry (15 spaces) within total weight limits;</i></p>
	<p>CASSA ALTA: Ingombro: 121 x 112 x h.65 cm Peso: 55 kg CASSA BASSA: Ingombro: 121 x 112 x h.41 cm Peso: 46,5 kg</p> <p>Tall crate: Size: 121 x 112 x 65(H) cm Weight: 55 kg Short crate: Size: 121 x 112 x 41(H) cm Weight: 46.5 kg</p>	<p>100x100 cassa alta tall crate</p> <p>100x100 cassa bassa short crate</p>	<p>52</p> <p>24</p>	<p>26</p> <p>12</p>	<p>52,00</p> <p>24,00</p>	<p>783,50</p> <p>382,50</p>	<p>- ordine minimo 1 scatola (= 2 lastre); - una cassa alta / bassa non possono contenere articoli (codici) differenti; carico su camion: - sovrapposibilità max. su camion n. 3 casse alte; - max. 44 casse alte su camion (22 spazi) compatibilmente con i limiti di peso totale;</p> <p>- <i>minimum order: 1 box (= 2 slabs);</i> - <i>a tall/short crate may not contain different items (codes);</i> loading on lorry: - <i>stack max. 3 tall crates on lorry;</i> - <i>max. 44 tall crates on lorry (22 spaces) within total weight limits;</i></p>

IMBALLO Cassa di legno <i>PACKAGING</i> Crate in wood		FORMATO lastre in mm <i>FORMAT</i> slabs in mm	PEZZI capienza max <i>ITEMS</i> max capacity	SCATOLE capienza max <i>BOXES</i> max capacity	MQ capienza max <i>SQ.M.</i> max capacity	KG capienza max <i>KG</i> max capacity	NOTE <i>NOTES</i>
	CAVALLETTO DA 50 LASTRE: Ingombro: 310 x 74 x h.188 cm Peso: 215 kg <i>Rack for 50 slabs:</i> <i>Size: 310 x 74 x 188(H) cm</i> <i>Weight: 215 kg</i>	300x150 cavalletto 50 lastre <i>rack</i> 50 slabs	50	-	225,00	3366,50	<ul style="list-style-type: none"> - un cavalletto può contenere max. 5 articoli (codici) differenti; - il cavalletto deve essere riempito per la massima capacità indicata; - per ragioni di ottimizzazione spazi, in questo cavalletto possono essere inserite anche 48 lastre (al posto di nr. 2 cavalletti da 24 lastre) - <i>one rack may contain up 5 different items (codes);</i> - <i>the rack must be filled to the maximum capacity specified;</i> - <i>in order to optimise space, this rack may be filled with 48 slabs (instead of 2 racks with 24 slabs each)</i>
	300x100 cavalletto 50 lastre <i>rack</i> 50 slabs	50	-	150,00	2316,50		
	CAVALLETTO DA 24 LASTRE: Ingombro: 319 x 71 x h.185 cm Peso: 148 kg <i>Rack for 24 slabs:</i> <i>Size: 319 x 71 x 185(H) cm</i> <i>Weight: 148 kg</i>	300x150 cavalletto 24 lastre <i>rack</i> 24 slabs	24	-	108,00	1660,00	<ul style="list-style-type: none"> - un cavalletto può contenere max. 5 articoli (codici) differenti; - il cavalletto deve essere riempito per la massima capacità indicata; - <i>one rack may contain up 5 different items (codes);</i> - <i>the rack must be filled to the maximum capacity specified;</i>
	CAVALLETTO DA 32 LASTRE: Ingombro: 319 x 71 x h.185 cm Peso: 148 kg <i>Rack for 32 slabs:</i> <i>Size: 319 x 71 x 185(H) cm</i> <i>Weight: 148 kg</i>	300x100 cavalletto 32 lastre <i>rack</i> 32 slabs	32	-	96,00	1474,66	<ul style="list-style-type: none"> - un cavalletto può contenere max. 5 articoli (codici) differenti; - il cavalletto deve essere riempito per la massima capacità indicata; - <i>one rack may contain up 5 different items (codes);</i> - <i>the rack must be filled to the maximum capacity specified;</i>
	CAVALLETTO DA 48 LASTRE: Ingombro: 160 x 71 x h.185 cm Peso: 85 kg <i>Rack for 48 slabs:</i> <i>Size: 160 x 71 x 185(H) cm</i> <i>Weight: 85 kg</i>	150x150 cavalletto 48 lastre <i>rack</i> 48 slabs	48	-	108,00	1602,00	<ul style="list-style-type: none"> - un cavalletto può contenere max. 5 articoli (codici) differenti; - il cavalletto deve essere riempito per la massima capacità indicata; - <i>one rack may contain up 5 different items (codes);</i> - <i>the rack must be filled to the maximum capacity specified;</i>



CONTAINER 40 PIEDI (11,90 x 2,33 x h.2,35 m)*

- nr. 18 casse 300x150;
- nr. 30 casse 300x100 + nr. 5 casse 150x150;
- nr. 30 casse 300x100 + nr. 6 casse alte 75x37,5\75x75\150x75;
- nr. 30 casse 300x100 + nr. 6 casse alte 100x100;
- nr. 30 casse 300x100 + nr.10 casse alte 150x100;
- nr. 35 casse 150x150 (compatibilmente con il peso);

*Per quanto riguarda i formati 100x100 o 75x37,5\75x75\150x75 il calcolo deve tenere conto del peso (non si occupa mai tutto lo spazio a disposizione poichè si eccederebbero i limiti di peso).

40 FOOT CONTAINER (11.90 x 2.33 x 2.35(H) m)*

- 18 crates 300x150;
- 30 crates 300x100 + 5 crates 150x150;
- 30 crates 300x100 + 6 tall crates 75x37.5\75x75\150x75;
- 30 crates 300x100 + 6 tall crates 100x100;
- 30 crates 300x100 + 10 tall crates 150x100;
- 35 tall crates 150x150 (within weight limits);

*concerning the 100x100 or 75x37.5\75x75\150x75 formats, calculation must take weight into account (the space is never completely filled as weight would be exceeded).

CONTAINER 20 PIEDI (5,90 x 2,32 x h. 2,35 m)

- nr. 6 casse 300x150;
- nr. 10 casse 300x100 + nr. 5 casse 150x150;
- nr. 10 casse 300x100 + nr. 10 casse alte150x100;
- nr. 10 casse 300x100 + nr. 6 casse alte 75x37,5\75x75\150x75;
- nr. 10 casse 300x100 + nr.12 casse alte100x100;
- nr. 15 casse 150x150 + nr. 3 casse alte 75x37,5\75x75\150x75;
- nr. 27 casse alte 100x100 (compatibilmente con il peso);
- nr. 18 casse alte 75x37,5\75x75\150x75;
- nr. 18 casse alte150x100.

20 FOOT CONTAINER (5.90 x 2.32 x 2.35(H) m)

- 6 crates 300x150;
- 10 crates 300x100 + 5 crates 150x150;
- 10 crates 300x100 + 10 tall crates 150x100;
- 10 crates 300x100 + 6 tall crates 75x37.5\75x75\150x75;
- 10 crates 300x100 + 12 tall crates 100x100;
- 15 crates 150x150 + 3 tall crates 75x37.5\75x75\150x75;
- 27 tall crates 100x100 (within weight limits);
- 18 tall crates 75x37.5\75x75\150x75;
- 18 tall crates 150x100.

NOTE

Per la **sovrapponibilità di casse alte e basse** della medesima dimensione occorre rispettare il limite di altezza massima della pila pari a 2,10 m, tenendo presente che il carrello elevatore per il carico dei container non può sollevarsi oltre 1,40 m all'interno del container stesso.

NOTE

Concerning the **stackability of tall and short crates** of the same size, the maximum stack height of 2.10 m, should be respected, bearing in mind that the lift truck for loading the container cannot lift above 1.40 m inside the container itself.

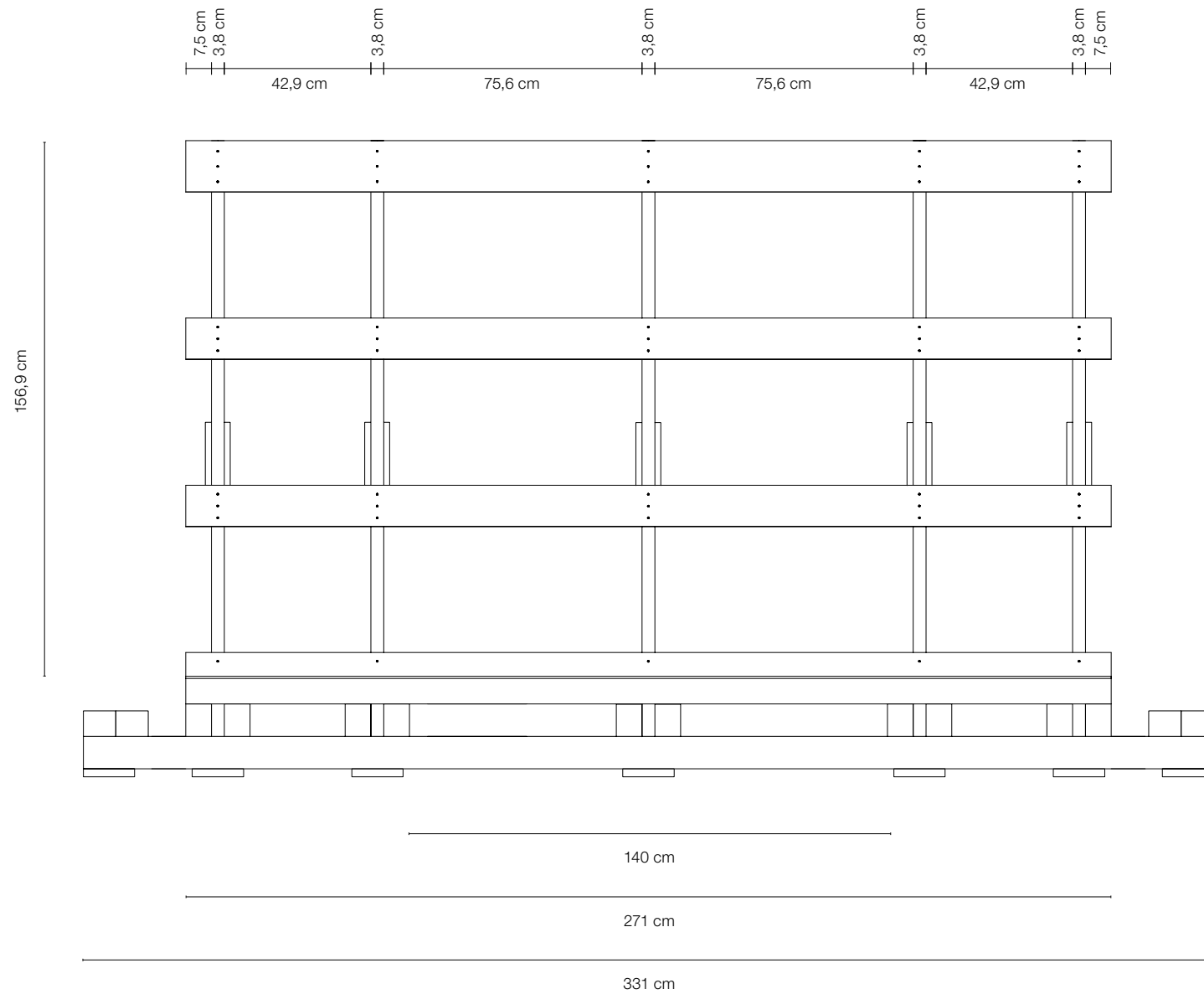
IMBALLO Cassa di legno PACKAGING Crate in wood	FORMATO lastre in mm <i>FORMAT</i> slabs in mm	PEZZI capienza max <i>ITEMS</i> max capacity	CODICE CODE	MQ capienza max <i>SQ.M.</i> max capacity	KG capienza max <i>KG</i> max capacity	NOTE NOTES
	CAVALLETTO DA 22 LASTRE: Ingombro: 337 x 74 x h.196 cm Peso: 190 kg <i>Rack for 22 slabs:</i> <i>Size: 337 x 74 x h.196 cm</i> <i>Weight: 190 kg</i>	328 x154x1,2 cavalletto 22 lastre <i>rack</i> 22 slabs	22 MAX-IMB06C	111,1264	3.350,00 <i>Senza</i> <i>Stuoia</i> <i>Without net</i> 3.400,00 <i>Con Stuoia</i> <i>With net</i>	- un cavalletto può contenere max. 5 articoli (codici) differenti - il cavalletto deve essere riempito per la massima capacità indicata - one rack may contain up 5 different items (codes) - the rack must be filled to the maximum capacity specified
	CAVALLETTO DA 12 LASTRE: Ingombro: 337 x 74 x h.196 cm Peso: 190 kg <i>Rack for 12 slabs:</i> <i>Size: 337 x 74 x h.196 cm</i> <i>Weight: 190 kg</i>	328 x154x1,2 cavalletto 12 lastre <i>rack</i> 12 slabs	12 MAX-IMB06C	60,6144	3.350,00 <i>Senza</i> <i>Stuoia</i> <i>Without net</i> 3.400,00 <i>Con Stuoia</i> <i>With net</i>	- un cavalletto può contenere max. 4 articoli (codici) differenti - il cavalletto deve essere riempito per la massima capacità indicata - one rack may contain up 4 different items (codes) - the rack must be filled to the maximum capacity specified

CONDIZIONI

Confezionamento su cavalletto: applicare sconto palletizzato e relativo costo cavalletto

CONDITIONS

Packaging on rack: apply palletised discount and relative rack cost



NOTE GENERALI

- Il peso di casse e cavalletti è suscettibile di variazioni sensibili in base allo stato di umidità al momento della misurazione del peso.
- Carico su camion: l'indicazione del numero massimo di casse è riferito ad un pianale unico di 13,6x2,45m, compatibilmente con il peso; per camion di dimensioni differenti occorre riformulare il calcolo sulla base dello spazio e del volume delle casse. SapienStone si riserva la facoltà di apportare eventuali modifiche alle informazioni su pesi, dimensioni e imballi contenute nel presente documento.

GENERAL NOTES

- The weight of the crates and racks is subject to significant variations based on the moisture content at the time the weight was measured.
- Loading on lorry: the specified SapienStone number of crates refers to a single 13.6x2.45 m platform, within weight limits; for lorries of different sizes, calculation must be made based on the space and volume of the crates. SapienStone reserves the right to make any changes to information on weight, size and packaging contained in this document.



[WEBSITE / IRISFMG.COM](http://irisfm.com)

Italiano / English / Deutsch / Français / Español

Sezione MAXFINE:

- catalogo prodotti
- foto gallery realizzazioni
- tutorial movimentazione e posa
- servizi

MAXFINE section:

- catalogue of products
- photo gallery of finished items
- handling and laying tutorial
- services

Section MAXFINE :

- catalogue produits
- photos galerie réalisations
- tutorial sur la manutention et la pose
- services

Sektion MAXFINE:


- Produktkatalog
- Bildergalerie der realisierten Projekte
- Tutorial für Transport und Verlegung
- Dienstleistungen

Oltre alla documentazione cartacea, Iris FMG mette a disposizione una ricca biblioteca online con materiale immediatamente consultabile e scaricabile da qualsiasi dispositivo.

- website
- brochure scaricabili in pdf
- manuali tecnici scaricabili in pdf
- video tutorial
- app

In addition to its printed documentation, Iris FMG places at your disposal a rich on-line library of material that can be consulted immediately and downloaded using any device.

- website
- downloadable pdf brochures
- downloadable pdf technical manuals
- tutorial videos
- apps



DOWNLOAD

irisfmg.com download area

GENERAL CATALOGUES

- FMG MAXFINE 2018
- IRIS HILITE 2018

SPECIALTIES BROCHURE



Kitchen / Bathroom



Hospitality / Wellness



Indoor / Outdoor furniture



Boat interiors



Wall cladding



TECHNICAL INFO & TUTORIAL HANDBOOK

Manuale tecnico posa e lavorazione

Laying and processing technical manual

Manuel technique pose et mise en œuvre

Technisches Handbuch für Verlegung und Verarbeitung



APP SMARTPHONE / TABLET

IOS - App Store

ANDROID - Google Play



VIRTUAL SHOWROOM

Google maps

Visita virtuale alla showroom

Google maps: Iris Ceramica, Via Ghiarola Nuova, 119
41042 Fiorano Modenese MO

Virtual visit to the showroom

Google maps: Iris Ceramica, Via Ghiarola Nuova, 119
41042 Fiorano Modenese MO

Visite virtuelle du showroom

Google maps: Iris Ceramica, Via Ghiarola Nuova, 119
41042 Fiorano Modenese MO

Virtueller Besuch des Ausstellungsraums

Google maps: Iris Ceramica, Via Ghiarola Nuova, 119
41042 Fiorano Modenese MO



VIDEO TUTORIAL

youtube.com/irisfmg (search: maxfine)

Video tutorial tecnici

Video di prodotto

Technical video tutorials

Product videos

Tutoriels vidéos techniques

Vidéos de produit

Technische Anleitungsvideos

Produktvideos

En plus de sa documentation papier, Iris FMG met à disposition une riche bibliothèque en ligne proposant du matériel pouvant immédiatement être consulté ou téléchargé avec n'importe quel appareil.

- site Internet
- brochures téléchargeables au format PDF
- manuels techniques téléchargeables au format PDF
- tutoriels vidéo
- applis

Außer den Unterlagen auf Papier stellt Iris FMG auch eine reich bestückte Online-Bibliothek zur Verfügung, deren Material Sie sofort ansehen und auf jede Vorrichtung herunterladen können.

- Website
- Broschüre als PDF herunterladen
- Technische Handbücher als PDF herunterladen
- Anleitungsvideos
- App

IDONEITÀ ADESIVI PER LA POSA DI LASTRE MXF A BASSO SPESSORE

					INTERNO - INDOORS									ESTERNO - OUTDOORS		
PRODOTTO Product	LATTICE Latex	CLASSIFICAZIONE Classification			PAVIMENTO - Floors					MURI - Walls				PAVIMENTO - Floors		MURI - Walls
					MASSETTO IN CEMENTO E IN CALCESTRUZZO Cement and concrete screeds	MASSETTI IN ANIDRITE Anhydrite screeds	MASSETTI RISCALDANTI Heated screeds	VECCHIE CERAMICHE, MARMETTE O MATERIALE LAPIDEO Old ceramics, marble-chip floor tiles or stone material	PAVIMETI IN PVC, LINOLEUM O VINILICI PVC, Linoleum or vinyl flooring	INTONACO CEMENTIZIO, CALCESTRUZZO Cement plaster, concrete	INTONACO IN GESSO Gypsum plaster	CARTONGESSO PANNELLI IN FIBROCEMENTO Plasterboard Fiber cement panels	VECCHIE CERAMICHE Old ceramic	MASSETTO CEMENTIZIO CALCESTRUZZO Cement screed Concrete	VECCHIE CERAMICHE, MARMETTE O MATERIALE LAPIDEO Old ceramics, marble-chip floor tiles or stone material	INTONACO CEMENTIZIO, CALCESTRUZZO Cement plaster concrete
		EN 12004	EN 12002	CM ²					CM ²				CM ²		CM ²	
TECHNOS +	TC - LAX	C2	-	S1	IDONEO <i>Suitable</i>	IDONEO <i>Suitable*</i>	IDONEO <i>Suitable</i>	IDONEO <i>Suitable</i>	-	IDONEO <i>Suitable</i>	IDONEO <i>Suitable*</i>	IDONEO <i>Suitable</i>	IDONEO <i>Suitable</i>	IDONEO <i>Suitable</i>	-	IDONEO <i>Suitable</i>
TECHNOS +	TC LASTIC	C2	-	S2	IDONEO <i>Suitable</i>	IDONEO <i>Suitable*</i>	IDONEO <i>Suitable</i>	IDONEO <i>Suitable</i>	-	IDONEO <i>Suitable</i>	IDONEO <i>Suitable*</i>	IDONEO <i>Suitable</i>	IDONEO <i>Suitable</i>	IDONEO <i>Suitable</i>	-	IDONEO <i>Suitable</i>
TECHNO - XL	TC - LAX	C2	TE	S1	IDONEO <i>Suitable</i>	IDONEO <i>Suitable*</i>	IDONEO <i>Suitable</i>	IDONEO <i>Suitable</i>	-	IDONEO <i>Suitable</i>	IDONEO <i>Suitable*</i>	IDONEO <i>Suitable</i>	IDONEO <i>Suitable</i>	IDONEO <i>Suitable</i>	-	IDONEO <i>Suitable</i>
TECHNO - XL	TC LASTIC	C2	T	S2	IDONEO <i>Suitable</i>	IDONEO <i>Suitable*</i>	IDONEO <i>Suitable</i>	IDONEO <i>Suitable</i>	-	IDONEO <i>Suitable</i>	IDONEO <i>Suitable*</i>	IDONEO <i>Suitable</i>	IDONEO <i>Suitable</i>	IDONEO <i>Suitable</i>	-	IDONEO <i>Suitable</i>
TECHNOLA	TC - LAX	C2	TE	S1	IDONEO <i>Suitable</i>	IDONEO <i>Suitable*</i>	IDONEO <i>Suitable</i>	IDONEO <i>Suitable</i>	-	IDONEO <i>Suitable</i>	IDONEO <i>Suitable*</i>	IDONEO <i>Suitable</i>	IDONEO <i>Suitable</i>	IDONEO <i>Suitable</i>	-	IDONEO <i>Suitable</i>
TECHNOLA	TC LASTIC	C2	TE	S2	IDONEO <i>Suitable</i>	IDONEO <i>Suitable*</i>	IDONEO <i>Suitable</i>	IDONEO <i>Suitable</i>	-	IDONEO <i>Suitable</i>	IDONEO <i>Suitable*</i>	IDONEO <i>Suitable</i>	IDONEO <i>Suitable</i>	IDONEO <i>Suitable</i>	-	IDONEO <i>Suitable</i>
TECHNODUE	-	C2	TE	S1	IDONEO <i>Suitable</i>	IDONEO <i>Suitable*</i>	IDONEO <i>Suitable</i>	IDONEO <i>Suitable</i>	-	IDONEO <i>Suitable</i>	IDONEO <i>Suitable*</i>	IDONEO <i>Suitable</i>	IDONEO <i>Suitable</i>	IDONEO <i>Suitable</i>	-	IDONEO <i>Suitable</i>
TECHNORAP 2	-	C2	FT	S1	IDONEO <i>Suitable</i>	IDONEO <i>Suitable*</i>	IDONEO <i>Suitable</i>	IDONEO <i>Suitable</i>	-	IDONEO <i>Suitable</i>	IDONEO <i>Suitable*</i>	IDONEO <i>Suitable</i>	IDONEO <i>Suitable</i>	IDONEO <i>Suitable</i>	-	IDONEO <i>Suitable</i>
ALL 9000	-	C2	T	-	IDONEO <i>Suitable</i>	IDONEO <i>Suitable</i>	IDONEO <i>Suitable</i>	IDONEO <i>Suitable</i>	IDONEO <i>Suitable</i>	IDONEO <i>Suitable</i>	IDONEO <i>Suitable*</i>	IDONEO <i>Suitable</i>	IDONEO <i>Suitable</i>	IDONEO <i>Suitable</i>	IDONEO <i>Suitable</i>	IDONEO <i>Suitable</i>
TECHNOSTAR/HD	-	C2	TE	S1	≤ 10000	≤ 10000*	≤ 5000	≤ 5000	-	≤ 10000	≤ 10000*	≤ 5000	-	≤ 5000	-	-
AIR-ONE	-	C2	TE	S1	≤ 10000	≤ 10000*	≤ 5000	≤ 5000	-	≤ 10000	≤ 10000*	≤ 5000	-	≤ 5000	-	-
AIRES	-	C2	TE	S2	≤ 10000	≤ 10000*	≤ 5000	≤ 5000	-	≤ 10000	≤ 10000*	≤ 5000	-	≤ 5000	-	-
TECHNOMAX S1	-	C2	E (G)	S1	≤ 10000	≤ 10000*	≤ 5000	≤ 5000	-	-	-	-	-	≤ 5000	-	-















*DOPO UTILIZZO DI "PRIMER T"

Classificazione Ente CEN secondo le norme EN - ISO gruppo Bla-UGL EN 14411 ALL.G E ISO 13006 ALL.G
 Classification in accordance with CEN and ISO standards - Bla-UGL EN 14411 ANNEX G AND ISO 13006 ANNEX G

FMG FABBRICA MARMI E GRANITI
 Certificazioni Certifications



See official listing

PROPRIETÀ FISICO-CHIMICHE PHYSICAL-CHEMICAL PROPERTIES	TIPO DI PROVA STANDARD OF TEST	VALORE PRESCRITTO REQUIRED VALUE	VALORE MEDIO MAXFINE MAXFINE AVERAGE VALUE
 Dimensioni Sizes	ISO 10545.2	Lunghezza e larghezza / Length and width $\pm 0,6\%$ max $\pm 5\%$ max Spessore / Thickness $\pm 0,5\%$ max Rettilinearità spigoli / Linearity $\pm 0,5\%$ max Ortogonalità / Wedging $\pm 0,5\%$ max Planarità / Warpage $\pm 0,2\%$	$\pm 0,1\%$ $\pm 5\%$ $\pm 0,1\%$ $\pm 0,1\%$ $\pm 0,2\%$
 Assorbimento d'acqua Water absorption	ISO 10545.3	$\leq 0,5\%$	0,03% ÷ 0,06% sup. prelucidata/naturale 0,05% ÷ 0,08% sup. lucidata
 Modulo di rottura Breaking modulus	ISO 10545.4	$\geq 35 \text{ N/mm}^2$	49 N/mm ²
 Sforzo di rottura (S) breaking strenght (S)	ISO 10545.4	Spessore / Thickness < 7,5mm = $\geq 700 \text{ N}$	Spessore/ Thickness Conforme / Conforms *
 Resistenza all'abrasione profonda Deep abrasion resistance	ISO 10545.6	Volume $\leq 175 \text{ mm}^3$	140 mm ³
 Coefficiente di dilatazione termica lineare Coefficient of linear thermal-expansion	ISO 10545.8	$\leq 9 \times 10^{-6} \text{ } ^\circ\text{C}^{-1}$	$6,5 \times 10^{-6} \text{ } ^\circ\text{C}^{-1}$
 Resistenza sbalzi termici Resistance to thermal shocks	ISO 10545.9	Metodo di prova disponibile Testing method available	Resistente Resistant
 Resistenza al gelo Frost resistance	ISO 10545.12	Non devono presentare rotture o alterazioni apprezzabili della superficie Must not produce noticeable alteration to surface	Conforme Conforms
 Resistenza ai prodotti chimici Chemical resistance	ISO 10545.13	<ul style="list-style-type: none"> Resistenza ai prodotti chimici di uso domestico ed agli additivi per piscina. Resistenza a basse concentrazioni di acidi e alcali. Resistenza ad alte concentrazioni di acidi e alcali. • Resistance to household chemicals and swimming pool salts. Resistance to low concentrations of acids and alkalis. Resistance to high concentrations of acids and alkalis.	Disponibile a richiesta le classificazioni di ogni singolo articolo Classifications for single items available on request
 Resistenza alle macchie Stain resistance	ISO 10545.14	Metodo di prova disponibile Testing method available	Disponibile a richiesta le classificazioni di ogni singolo articolo Classifications for single items available on request
 Resistenza dei colori alla luce Color resistance to light	DIN 51094	Non devono presentare apprezzabili variazioni di colore Must not produce noticeable colour variation	Conforme Conforms
 Resistenza allo scivolamento Slip resistance	DIN 51130	Metodo disponibile Test method available	R9 Superficie prelucidata
 Coefficiente di attrito (scivolosità) Friction coefficient (slipperiness)	BCRA REP CEC 6/81	Attrito soddisfacente Satisfactory friction $0,40 \leq \mu \leq 0,74$	$\geq 0,40$ Superficie naturale Matt surface
 Reazione al fuoco Reaction to fire	96/603/CE	Prova assente Test absent	A1 - A1 _n

N.B: I valori di resistenza allo scivolamento, coefficiente di attrito statico o dinamico, riportati sul catalogo sono da ritenersi puramente indicativi e non vincolanti. Ogni eventuale specifica necessità dovrà essere da noi confermata al momento dell'ordine e comunque sempre prima della posa.








NB: Slip resistance values, coefficient of static or dynamic friction, in the catalog are purely indicative and not binding. Any specific requirements must be confirmed by us at the time of ordering and in any case before installation.

N.B: Les valeurs de résistance au glissement, le coefficient de frottement statique ou dynamique, indiqués sur le catalogue doivent être considérés comme purement indicatifs et ne sauraient engager notre responsabilité. Toutes les éventuelles spécifications nécessaires devront faire l'objet d'une confirmation de notre part au moment de la commande et en tout état de cause avant la pose.

Anm.: Die Werte für die Rutschfestigkeit, also des statischen oder dynamischen Reibungskoeffizienten, die im Katalog aufgeführt sind, sind als unverbindliche Richtwerte anzusehen. Alle spezifischen Anforderungen müssen von uns bei der Bestellung und in jedem Fall vor der Verlegung immer bestätigt werden.

* Test effettuato su Lavica Pearl 100x100 cm superficie naturale.
 Test performed on Lavica Pearl 100x100 cm matt surface.

CARATTERISTICHE TECNICHE ARREDAMENTO-FURNITURE TECHNICAL FEATURES

CARATTERISTICA TECNICA TECHNICAL FEATURE	NORMA O METODO DI MISURA STANDARD OR MEASUREMENT METHOD	VALORE PRESCRITTO DALLE NORME VALUE LAID DOWN BY STANDARDS	VALORE MEDIO MAXFINE MAXFINE AVERAGE VALUE
 Resistenza superfici al calore umido Surface resistance to wet heat	UNI EN 12721:2013	5 – Nessun cambiamento 5 – No change	5 – Nessun cambiamento riscontrato 5 – No change found
 Resistenza superfici al calore secco Surface resistance to dry heat	UNI EN 12722:2013	5 – Nessun cambiamento 5 – No change	5 – Nessun cambiamento riscontrato 5 – No change found
 Resistenza superfici ai liquidi freddi Surface resistance to cold liquids	UNI EN 12720:2013	5 – Nessun cambiamento 5 – No change	5 – Nessun cambiamento riscontrato 5 – No change found
 Determinazione della tendenza delle superfici a ritenere lo sporco Determination of the tendency of the surface to retain dirt	UNI 9300:1988 + A276:1989	5 – Nessun cambiamento 5 – No change	5 – Nessun cambiamento visibile 5 – No visible change
 Resistenza delle superfici agli sbalzi di temperatura Surface resistance to thermal shock	UNI 9429:1989	5 – Nessun difetto dopo 15 CICLI Length and width	5 – Nessun difetto 5 – No defect
 Determinazione della migrazione globale Determination of overall migration	DM 21/03/1973	Conforme al DM 21/03/1973 Must not produce noticeable alteration to surface	Conforme Compliant
 Resistenza delle superfici ai prodotti di pulizia Surface resistance to cleaning products	PROC. INT. 006/2014	Nessun cambiamento Must not produce noticeable signs of chemical attack	Nessun cambiamento riscontrato No change found

Not just for surfaces

FMG Fabbrica Marmi e Graniti riserva il diritto di apportare, qualora lo ritenesse opportuno, eventuali modifiche tecniche e formali ai dati riportati in questo catalogo. Le immagini riprodotte sono quanto più possibile vicine alla realtà. La riproduzione di colori è approssimativa. Tutti i diritti sono riservati. Ogni riproduzione totale o parziale dei contenuti del presente catalogo, sia di testo che di immagine, è vietata e sarà perseguita in termini di legge.

FMG Fabbrica Marmi e Graniti reserves the right to make any technical and size-related modifications to the data specified in this catalogue should it deem it necessary. The pictures shown are as close to reality as possible. Colour reproduction is approximate. All rights reserved. Any reproduction, whether total or partial, of the contents of this catalogue - whether text or image - is forbidden and will be prosecuted by law.

FMG Fabbrica Marmi e Graniti se réserve le droit d'apporter, si nécessaire, des modifications techniques et formelles aux données reportées sur ce catalogue. Les images reproduites sont le plus possible proches de la réalité. La reproduction des coloris est indicative. Tous les droits sont réservés. Toute reproduction totale ou partielle des contenus du présent catalogue, textes et images, est interdite et sera poursuivie en termes de droit.

Die Firma FMG Fabbrica Marmi e Graniti behält sich vor, die in diesem Katalog enthaltenen Informationen und Eigenschaften jederzeit zu ändern. Die Bilder der Produkte kommen innerhalb der Möglichkeiten der Druckverfahren den tatsächlichen Eigenschaften so weit wie möglich nahe. Die Farbwiedergabe ist ungefähr. Alle Rechte vorbehalten. Der vollständige oder auszugsweise Nachdruck des Inhalts dieses Katalogs in Schrift und Bild ist verboten und wird nach Maßgabe des Gesetzes geahndet.

/ edition
2019



Divisione FMG

Via Ghiarola Nuova, 119 - 41042 Fiorano Modenese (Mo) Italy
tel. +39 0536 862111 fax +39 0536 862452

www.irisfmg.com