

ALTHAUS

CERAMICHE  
**GRAZIA**



# ALTHAUS

Althaus, evoluzione della collezione  
Old England.

Grafiche studiate per ampliare la gamma prodotti  
della serie, considerato l'impatto e la riuscita del  
progetto iniziale.

Gres porcellanato a tutta massa con superficie già  
trattata R10, antiscivolo, adatto a tutti gli ambienti.  
Particolarmente indicata nelle ristrutturazioni di  
edifici storici, grazie alle tre diverse decorazioni in  
stile Liberty, Classico e Retrò.

Combinata a tinte di tendenza trasforma gli  
ambienti conferendo un tocco di suggestiva  
contemporaneità.

*Althaus, evolution of the Old England collection.  
Graphics designed to expand the product range  
of the series, considering the impact and success  
of the initial project. Full-body porcelain tile with  
already treated R10 surface, non-slip, suitable for all  
environments. Particularly suitable for renovations of  
historic buildings, thanks to three different decorations  
in Liberty, Classic and Retro style. Combined with  
trendy shades, it transforms the environments  
giving a touch of evocative contemporaneity.*



ALTHAUS

dresda

20x20 dresda nero/ocra  
20x20 york  
6x20 old england list ed york  
rivestimento *wall tile*:  
20x80 electa beige matt  
5.5x20 electa toro beige matt  
20x20 electa zoccolo beige matt  
6x20 old england listello

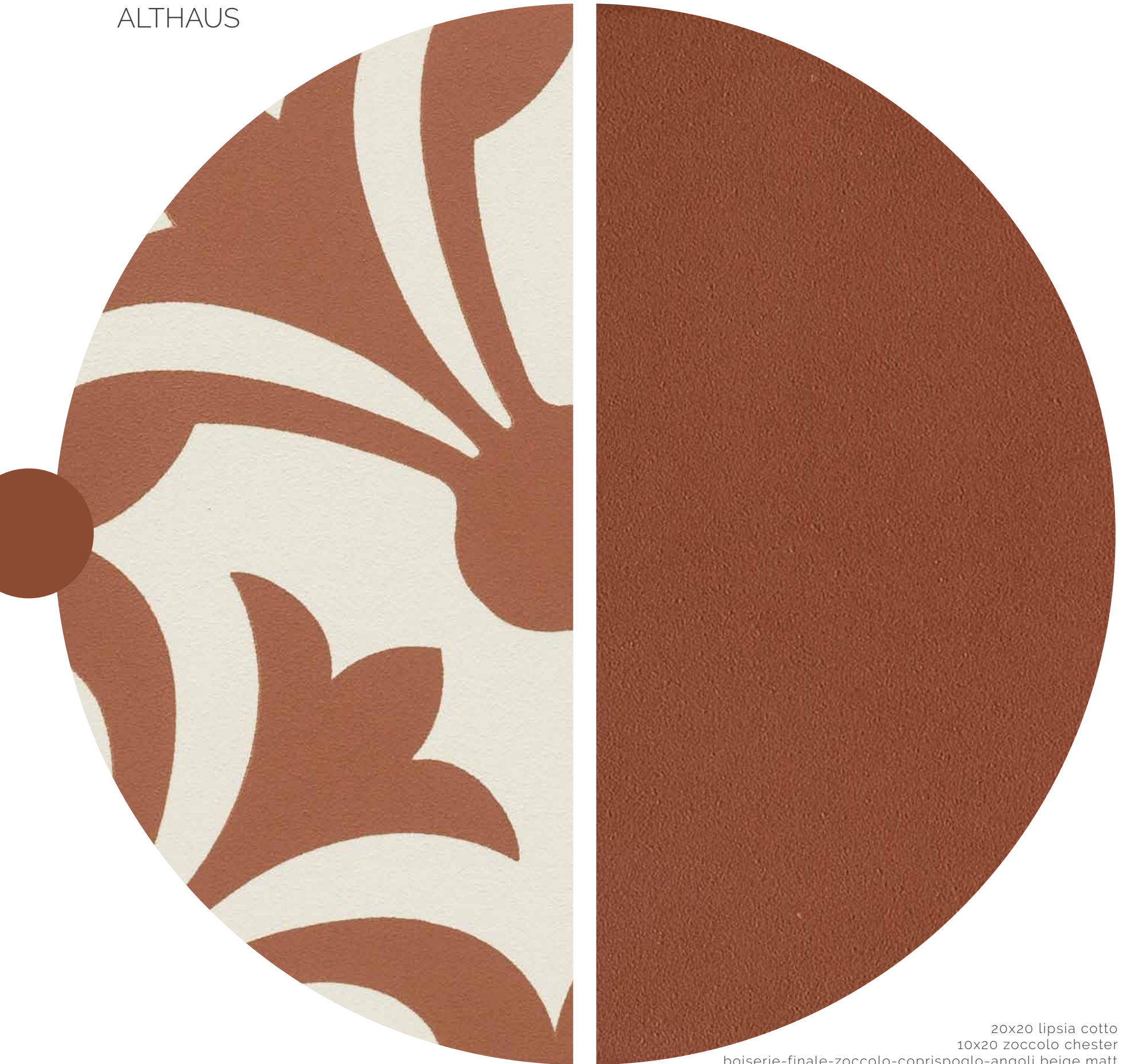









ALTHAUS



20x20 lipsia cotto  
10x20 zoccolo chester  
boiserie-finale-zoccolo-coprispoglo-angoli beige matt





ALTHAUS

berlino



20x20 berlino nero








ALTHAUS



20x20 lipsia salvia-nero








# ALTHAUS


20x20      20x20      20x20      20x20      20x20      10x20  
berlino      lipsia      lipsia      lipsia      dresda      zoccolo

dover




OE1 **92**mq.      AHB5 **134**mq.      AHL5 **134**mq.      AHL65 **133**mq.      AHD65 **133**mq.      OEZ1 **105**pz.

leeds




OE2 **92**mq.      AHB2 **134**mq.      AHL2 **134**mq.      AHL23 **133**mq.      AHD52 **133**mq.      OEZ2 **105**pz.

chester




OE3 **92**mq.      AHB3 **134**mq.      AHL3 **134**mq.      AHL63 **133**mq.      AHD63 **133**mq.      OEZ3 **105**pz.

bath




OE4 **92**mq.      AHB4 **134**mq.      AHL4 **134**mq.      AHL54 **133**mq.      AHD45 **133**mq.      OEZ4 **105**pz.

york



OE5 **92**mq.      OEZ5 **105**pz.

london



OE6 **92**mq.      AHB6 **134**mq.      AHL6 **134**mq.      OEZ6 **105**pz.

La posa senza fuga è fortemente sconsigliata, addirittura non praticabile per ambienti esterni.  
Nel caso di posa modulare di diversi formati prevedere fughe di almeno 3 mm.  
*Laying edge-to-edge without joints is strongly discouraged, indeed it is not practicable for external applications.  
In the case of modular laying of different sizes allow at least a 3 mm joint width*



spessore: ca. 8mm  
 thickness: ca. " 0,3  
 smalto matt  
 matt glaze

LISTA IMBALLAGGI PER BOX - PACKING LIST X BOX

descrizione <i>description</i>	kg.	pz.	mq.	box pallet	kg. pallet
20x20 dover	21,55	30	1,20	54	1163,70
20x20 leeds • chester • bath • york • london	20,80	30	1,20	54	1123,20
20x20 berlino • lipsia • dresda	21,85	30	1,20	54	1179,90
10x20 zoccolo	6,60	20	-	-	-

CERAMICHE  
**GRAZIA**

Grazia Ceramiche s.p.a. via Radici in Piano, 71 - 41043 Corlo (Modena) Italy - tel. 059.740.0611 - [info@ceramichegrazia.it](mailto:info@ceramichegrazia.it)

[www.ceramichegrazia.it](http://www.ceramichegrazia.it)