

PRIMA MATERIA

CONCRETE . PATTERN . TEXTURE




KRONOS
CERAMICHE

C E M E N T O

S A N D A L O

C E N E R E

S P E S S O R E T H I C K N E S S 1 0 M M

80x180

80x80

40x80

20x80

60x120

20x120

60x60

60x120 E S A G O N O

60x120 L I S C A

2 M O S A I C I 3 D

S P E S S O R E T H I C K N E S S 2 0 M M

40x120

20x120

60x60

SKE2.0



PRIMA MATERIA SVILUPPA LE SUGGERZIONI MATERICHE DELLA SUPERFICIE CEMENTO PER SOLUZIONI DIFFERENZIATE E CREATIVE, INTERNI E OUTDOOR, PUBBLICO E RESIDENZIALE.

3 COLORI NEUTRI, 3 FINITURE: NATURALE, CERATO E GRIP PER PERSONALIZZARE UN PROGETTO COMPLETO, STRAORDINARIAMENTE COORDINATO. CAMPITURE OMOGENEE A PAVIMENTO, TRAME LEGGERE PER IL RIVESTIMENTO DI INTERNI, ESAGONO E LISCA, MA ANCHE UNA SPICCATO SENSIBILITÀ PER L'OUTDOOR CON I PAVIMENTI IN 2 CM E I NUOVI MURI IN 3D.

IN ABBINAMENTO ANCHE LA LUMINOSA SUPERFICIE TALCO CON LE DELICATE TEXTURE DÉGRADÉ, LINEE E ROMBI. PRIMA MATERIA DEFINISCE UN NUOVO STILE DELL'ABITARE DOVE OGNI ELEMENTO TROVA IL GIUSTO EQUILIBRIO.


PRIMA MATERIA DEVELOPS THE MATERIAL SUGGESTIONS OF THE CONCRETE SURFACES FOR DIFFERENTIATED AND CREATIVE SOLUTIONS FOR INDOOR AND OUTDOOR, PUBLIC AND RESIDENTIAL AREAS.

3 NEUTRAL COLOURS, THREE STYLES: NATURAL, SMOOTH AND GRIP TO PERSONALIZE A COMPLETE, EXTRAORDINARILY WELL-MATCHED PROJECT. HOMOGENEOUS FLOOR BACKGROUNDS, HEXAGON AND FISHBONE PATTERNS FOR INTERIOR COVERING AND ALSO A MARKED SENSITIVITY FOR THE OUTDOOR USE WITH 2 CM THICKNESS FLOOR AND THE NEW 3D WALLS.

PRIMA MATERIA DEFINES A NEW STYLE OF LIVING IN WHICH EVERY ELEMENT FINDS THE RIGHT BALANCE.

PRIMA MATERIA

CONCRETE . PATTERN . TEXTURE



CERATO

NATURALE



PRIMA MATERIA

CONCRETE . PATTERN . TEXTURE

GRIP

SKE2.0

2 C M

NO

1

CEMENTO

SOGGIORNO - LIVING

CUCINA - KITCHEN

BAGNO - BATHROOM

BAGNO - BATHROOM

ESTERNO - OUTDOOR

CENERE

SCALE - STAIRS

BAGNO - BATHROOM

ESTERNO - OUTDOOR

SANDALO

BAGNO - BATHROOM

BORDO PISCINA - POOL EDGES

HOME

09

14

18

34

38

22


26

46

30

42





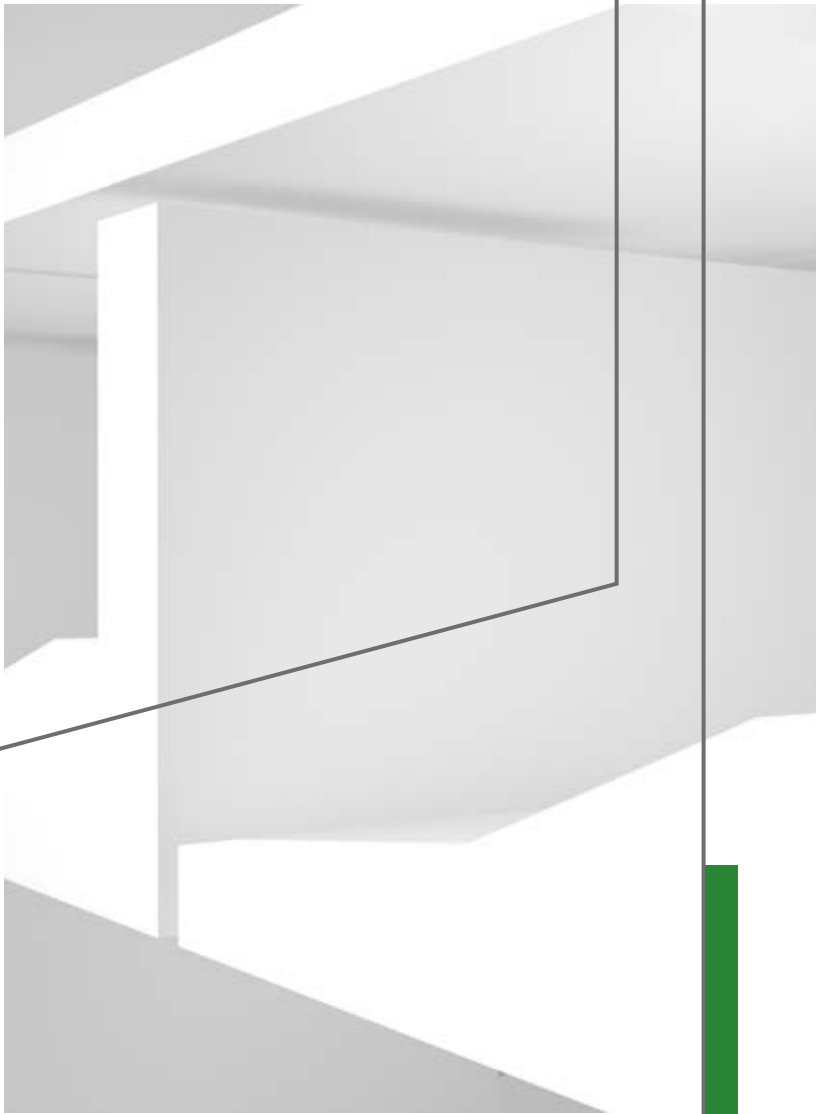
FLOOR/WALL: 80x180 CEMENTO RETT.







FLOOR: 80x180 CEMENTO RETT.



FLOOR: 80X80 CEMENTO RETT.

WALL: 60X120 CEMENTO ESAGONO






WALL: 60x120 CEMENTO ESAGONO



FLOOR: 60x60 CEMENTO RETT.

WALL: 80x180 CEMENTO RETT. - 60x120 CEMENTO LISCA








FLOOR: 60x60 CEMENTO RETT.

WALL: 80x180 CEMENTO RETT. - 60x120 CEMENTO LISCA





FLOOR: 80x180 CENERE RETT.

STEP: CENERE





FLOOR: 80x180 CENERE RETT.

STEP: CENERE





FLOOR: 60X60 CENERE RETT.


WALL: 60X120 CENERE CERATO RETT. - 60X120 TALCO - 60X120 SETE TALCO ROMBI





WALL: 60x120 CENERE CERATO RETT. - 60x120 SETE TALCO ROMBI





FLOOR: 60x60 SANDALO RETT.

WALL: 60x120, 30x120 TALCO - 60x120 SETE TALCO DÉGRADÉ



FLOOR: 60x60 SANDALO RETT.

WALL: 60x120, 30x120 TALCO - 60x120 SETE TALCO DÉGRADÉ









FLOOR: 80x80 CEMENTO RETT.

WALL: 20x80 CEMENTO RETT. - 60x120 SETE TALCO LINEE

TOP: CEMENTO



FLOOR: 80x80 CEMENTO RETT.

WALL: 60x120 SETE TALCO LINEE

TOP: CEMENTO






FLOOR: 40x120, 20x120 CEMENTO 2.0

WALL: 29x120 CEMENTO SUNSET 3D





FLOOR: 40x120, 20x120 CEMENTO 2.0





FLOOR: 60X60 CEMENTO 2.0

POOL EDGES: SANDALO



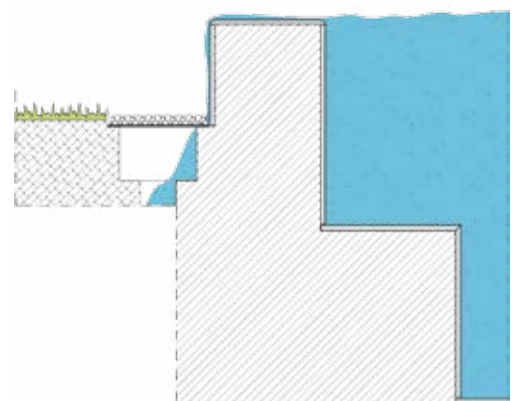

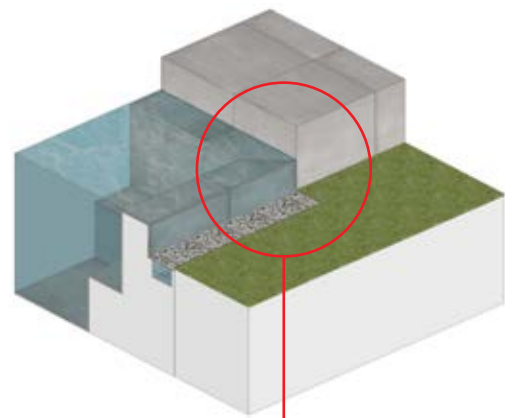





FLOOR: 60x60 CEMENTO 2.0

POOL EDGES: SANDALO

SFIORO ESTERNO CON BORDO A CASCATA
EXTERNAL ELEVATED WATER LEVEL WITH
WATER FALL EDGE





FLOOR, WALL AND STAIRWAY: 40X120 CENERE 2.0





FLOOR, WALL AND STAIRWAY: 40x120 CENERE 2.0



NO 2


PUBLIC

CENERE - SANDALO
HOTEL

51

SANDALO
RISTORANTE - RESTAURANT

58





FLOOR/BENCH: 80x180 CENERE CERATO RETT.

DESK: SANDALO

WALL: 29x29 SANDALO MURO 3D




THE FO

HOTEL




FLOOR/BENCH: 80x180 CENERE CERATO RETT.
DESK: SANDALO





WALL: 29x29 SANDALO MURO 3D





FLOOR: 60x60 SANDALO 2.0
WALL: 29x120 SANDALO SUNSET 3D





FLOOR: 60x60 SANDALO 2.0

WALL: 29x120 SANDALO SUNSET 3D



NO 1 CEMENTO

SPESORE / THICKNESS 10 MM

80x180




8100 CEMENTO rett.
8105 CEMENTO cerato rett.

80x80




8110 CEMENTO rett.
8115 CEMENTO cerato rett.

40x80



8120 CEMENTO rett.
8130 CEMENTO cerato rett.
8135 CEMENTO grip rett.

20x80




8175 CEMENTO rett.
8180 CEMENTO Cerato rett.

60x120



8140 CEMENTO rett.
8150 CEMENTO cerato rett.
8155 CEMENTO grip rett.

20x120



8160 CEMENTO rett.
8165 CEMENTO cerato rett.
8170 CEMENTO grip rett.

60x60



8231 CEMENTO rett.
8236 CEMENTO cerato rett.
8241 CEMENTO grip rett.

PEZZI SPECIALI / SPECIAL TRIMS



4,6x60 BATTISCOPA
8185 CEMENTO



10x60xh5 ELEMENTO L
8275 CEMENTO



60x33 GRADINO
8265 CEMENTO



33x120 GRADINO
8262 CEMENTO



33x33 ANGOLARE
8270 CEMENTO

SKE2.0 SPESORE / THICKNESS 20 MM

40x120



8095 CEMENTO 2.0

20x120



8090 CEMENTO 2.0

60x60



8062 CEMENTO 2.0

PEZZI SPECIALI / SPECIAL TRIMS




60x60h10 CHIUSURA
8280 CEMENTO



60x60h10 ANG. CHIUSURA
8285 CEMENTO



40x120h10 CHIUSURA A
8288 CEMENTO



40x120h10 ANG. CHIUSURA A
8294 CEMENTO



40x120h10 CHIUSURA B
8289 CEMENTO



40x120h10 ANG. CHIUSURA B
8295 CEMENTO



30x60 / 40x120 TORO
CEMENTO



30x60 / 40x120 DOPPIO TORO
CEMENTO



60 x 120




8206 CEMENTO
ESAGONO

60 x 120



8211 CEMENTO
LISCA

MOSAICO




30x30 tessere mix 3x3
8195 CEMENTO




21x40 stick mix
tessere 2,8x40
8201 CEMENTO

MURO 3D



29x29 mosaico muro 3d
8190 CEMENTO

SUNSET 3D



29x120 sunset 3d
8221 CEMENTO

NO 2 CENERE

SPESORE / THICKNESS 10 MM

80x180




8101 CENERE rett.
8106 CENERE cerato rett.

80x80




8111 CENERE rett.
8116 CENERE cerato rett.

40x80



8121 CENERE rett.
8131 CENERE cerato rett.
8136 CENERE grip rett.

20x80




8176 CENERE rett.
8181 CENERE Cerato rett.

60x120




8141 CENERE rett.
8151 CENERE cerato rett.
8156 CENERE grip rett.

20x120



8161 CENERE rett.
8166 CENERE cerato rett.
8171 CENERE grip rett.

60x60



8232 CENERE rett.
8237 CENERE cerato rett.
8242 CENERE grip rett.

PEZZI SPECIALI / SPECIAL TRIMS



4,6x60 BATTISCOPA
8186 CENERE



10x60xh5 ELEMENTO L
8276 CENERE



60x33 GRADINO
8266 CENERE



33x120 GRADINO
8263 CENERE



33x33 ANGOLARE
8271 CENERE


SKE2.0 SPESORE / THICKNESS 20 MM

40x120



8096 CENERE 2.0

20x120



8091 CENERE 2.0

60x60



8063 CENERE 2.0


PEZZI SPECIALI / SPECIAL TRIMS



60x60h10 CHIUSURA
8281 CENERE



60x60h10 ANG. CHIUSURA
8286 CENERE



40x120h10 CHIUSURA A
8290 CENERE



40x120h10 ANG. CHIUSURA A
8296 CENERE



40x120h10 CHIUSURA B
8291 CENERE



40x120h10 ANG. CHIUSURA B
8297 CENERE



30x60 / 40x120 TORO
CENERE



30x60 / 40x120 DOPPIO TORO
CENERE



60 x 120




8207 CENERE
ESAGONO

60 x 120



8212 CENERE
LISCA

MOSAICO




30x30 tessere mix 3x3
8196 CENERE




21x40 stick mix
tessere 2,8x40
8202 CENERE

MURO 3D



29x29 mosaico muro 3d
8191 CENERE

SUNSET 3D



29x120 sunset 3d
8222 CENERE

NO 3 SANDALO

SPESORE / THICKNESS 10 MM

80x180




8103 SANDALO rett.
8108 SANDALO cerato rett.

80x80




8113 SANDALO rett.
8118 SANDALO cerato rett.

40x80



8123 SANDALO rett.
8133 SANDALO cerato rett.
8138 SANDALO grip rett.

20x80




8177 SANDALO rett.
8182 SANDALO Cerato rett.

60x120



8143 SANDALO rett.
8153 SANDALO cerato rett.
8158 SANDALO grip rett.

20x120



8163 SANDALO rett.
8168 SANDALO cerato rett.
8173 SANDALO grip rett.

60x60



8233 SANDALO rett.
8238 SANDALO cerato rett.
8243 SANDALO grip rett.

PEZZI SPECIALI / SPECIAL TRIMS



4,6x60 BATTISCOPA
8188 SANDALO



10x60xh5 ELEMENTO L
8277 SANDALO



60x33 GRADINO
8267 SANDALO



33x120 GRADINO
8264 SANDALO



33x33 ANGOLARE
8272 SANDALO

SKE2.0 SPESORE / THICKNESS 20 MM

40x120




8098 SANDALO 2.0

20x120



8093 SANDALO 2.0

60x60



8064 SANDALO 2.0

PEZZI SPECIALI / SPECIAL TRIMS



60x60h10 CHIUSURA
8282 SANDALO



60x60h10 ANG. CHIUSURA
8287 SANDALO



40x120h10 CHIUSURA A
8292 SANDALO



40x120h10 ANG. CHIUSURA A
8298 SANDALO



40x120h10 CHIUSURA B
8293 SANDALO




40x120h10 ANG. CHIUSURA B
8299 SANDALO




30x60 / 40x120 TORO
SANDALO



30x60 / 40x120 DOPPIO TORO
SANDALO



60 x 120




8209 SANDALO
ESAGONO

60 x 120



8214 SANDALO
LISCA

MOSAICO




30x30 tessera mix 3x3
8198 SANDALO




21x40 stick mix
tessera 2,8x40
8204 SANDALO

MURO 3D



29x29 mosaico muro 3d
8193 SANDALO

SUNSET 3D



29x120 sunset 3d
8224 SANDALO

MURO 3D



29x29 mosaico muro 3d



SCHEMA DI POSA A





SCHEMA DI POSA B



SUNSET 3D



29x120 sunset 3d




SETE TALCO

60 x 120



4251 TALCO

30 x 120



4252 TALCO

SPESSORE
THICKNESS
10 MM

30 x 30



tessere 2x2
4256 TALCO



tessere 2x4
4257 TALCO

15 x 120



tessere 2x120
4258 TALCO

60 x 120



4255 TALCO DÉGRADÉ

60 x 120



4254 TALCO LINEE

60 x 120




4259 TALCO ROMBI

SETE

TALCO

DÈGRADÈ



SETE

TALCO


LINEE



SETE

TALCO

ROMBI




PRIMA MATERIA



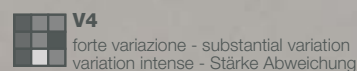
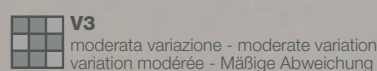
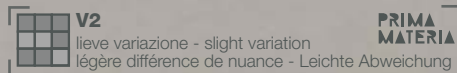
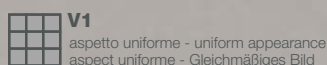
IMBALLI_PACKAGING_EMBALLAGES_VERPACKUNGEN

PRIMA MATERIA	Thickness	Pezzi per scatola	M ² per scatola	Kg per scatola	Scatole per pallet	M ² per pallet	KG per pallet
80x180	10	2	2,88	67,00	20	57,60	1.360
80x80	10	2	1,28	30,00	40	51,20	1.220
40x80	10	3	0,96	24,50	56	53,76	1.392
20x80	10	6	0,96	21,50	48	46,08	1.052
60x120	10	2	1,44	33,50	30	43,20	1.020
60x60	10	3	1,08	25,00	40	43,20	1.020
20x120	10	5	1,20	27,50	42	50,40	1.175
30x30 - mosaico 3x3	10	10	0,90	18,00	30	27,00	560
29x29 - muro 3D	-	4	0,34	8,00	56	19,00	468
21x40 - stick mix	-	5	0,42	9,00	40	16,80	380
29x120 - sunset 3D	-	2	0,70	16,00	20	14,00	340
40x120	20	2	0,96	44,20	24	23,04	1.061
20x120	20	2	0,48	22,10	48	23,04	1.061
60x60	20	2	0,72	32,60	30	21,60	978

CARATTERISTICHE TECNICHE_TECHNICAL CHARACTERISTICS_CARACTÉRISTIQUES TECHNIQUES_TECHNISCHE DATEN

NORME STANDARDS NORMES NORMEN	CARATTERISTICHE E PROPRIETÀ CHARACTERISTICS OR PROPERTIES CARACTÉRISTIQUES OU PROPRIÉTÉS EIGENSCHAFTEN UND GÜTEMERKMALE	SECONDO LE NORME COMPLIANCE WITH STANDARDS CONFORME AUX NORMES ENTSPRECHEND DEN NORMEN UNI EN 14411 G	
ISO 10545-2	Spessore - Thickness Épaisseur - Stärke	10 mm	Conforme alle norme - Complies with standard Conforme aux normes - Normgerecht
	Lunghezza e larghezza - Length and width Longueur et largeur - Länge und Breite	+/- 0,5 %	Conforme alle norme - Complies with standard Conforme aux normes - Normgerecht
ISO 10545-3	Assorbimento d' acqua - Water absorption Absorption d'eau - Wasseraufnahme	E <= 0,04 %	Conforme alle norme - Complies with standard Conforme aux normes - Normgerecht
ISO 10545-4	Resistenza alla flessione - Bending strength Résistance à la flexion - Biegezugfestigkeit	-	53 N/mm ²
ISO 10545-6	Resistenza all'abrasione - Resistance to deep abrasion Résistance à l'abrasion profonde - Tiefenabrieb	<128 mm ³	Conforme alle norme - Complies with standard Conforme aux normes - Normgerecht
ISO 10545-7	Resistenza all'abrasione superficiale delle piastrelle smaltate Abrasion resistance for glazed tiles - Résistance à l'abrasion de la surface des carreaux émaillés - Widerstand gegen Abrieb der Oberfläche der glasierten Fliesen	-	Classe 5
ISO 10545-9	Resistenza agli sbalzi termici - Thermal shock resistance Résistance aux écarts thermiques - Temperaturwechselbeständigkeit	Richiesta - Requested Demandée - Auf Anfrage	Conforme alle norme - Complies with standard Conforme aux normes - Normgerecht
ISO 10545-12	Resistenza al gelo - Frost resistance Résistance au gel - Frostbeständigkeit	Richiesta - Requested Demandée - Auf Anfrage	Conforme alle norme - Complies with standard Conforme aux normes - Normgerecht
ISO 10545-13	Resistenza agli agenti chimici - Chemical resistance Résistance à l'attaque chimique - Beständigkeit gegen Chemikalien	-	UA ULA UHA
ISO 10545-14	Resistenza alle macchie - Resistance to stain Résistance aux taches - Fleckenfestigkeit	-	-
EN 13501 - 1	Resistenza al fuoco - Fire resistance Résistance au feu - Feuerwiderstand	-	Classe A1 - A1 FL
DIN 51130	Resistenza allo scivolamento - Slip resistance Résistance au glissement - Bestimmung der rutschhemmende eigenschaft	-	R10 naturale R11 grip
DIN 51097	Resistenza allo scivolamento - Slip resistance Résistance au glissement - Bestimmung der rutschhemmende eigenschaft	-	A naturale C grip
B.C.R.A. C.A. B.C.R.A. G.B. D.M. 236 del 4.6.1989	Resistenza allo scivolamento - Slip resistance Résistance au glissement - Bestimmung der rutschhemmende eigenschaft	Tortus Test	60 DRY / 40 WET cenere - cemento naturale 58 DRY / 30 WET sandalo naturale 66 DRY / 60 WET grip (tutti i colori)
ASTM C 1028/07	Resistenza allo scivolamento - Slip resistance Résistance au glissement - Bestimmung der rutschhemmende eigenschaft	-	0,88 DRY / 0,66 WET naturale 0,76 DRY / 0,62 WET grip
ENV 12633 BPN	Pendulum	-	NATURALE: Pendulum con pattino 4S: 60 DRY / 40 WET Pendulum con pattino TRL: 60 DRY / 40 WET GRIP: Pendulum con pattino 4S: 68 DRY / 60 WET Pendulum con pattino TRL: 87 DRY / 52 WET
DIN 51094	Stabilità dei colori alla luce e ai raggi U.V. Colour stability on exposure to light and UV rays Stabilité des couleurs à la lumière et aux rayons U.V. Farblichkeit unter Lichteinluss und UV-Strahlung	-	Conforme alle norme, no variazioni Complies with standard, no variation Conforme aux normes, pas de changements Normgerecht, keine Aenderung

VARIAZIONE CROMATICA_SHADE VARIATION_VARIATION CHROMATIQUE_CHROMATISCHE ABWEICHUNG





Kronos 2 ceramiche S.p.A.

Sede legale:

Strada delle Fornaci, 20 41126 Modena

Sede amministrativa:

Via Monte Bianco, 3 41042 Fiorano Modenese (Modena) Italy

Tel. 0039 0536 927711

Fax 0039 0536 845608 - Fax Estero 0039 0536 1815811

info@kronos2.it - www.kronosceramiche.it

